



LION Graphic Organizers

From



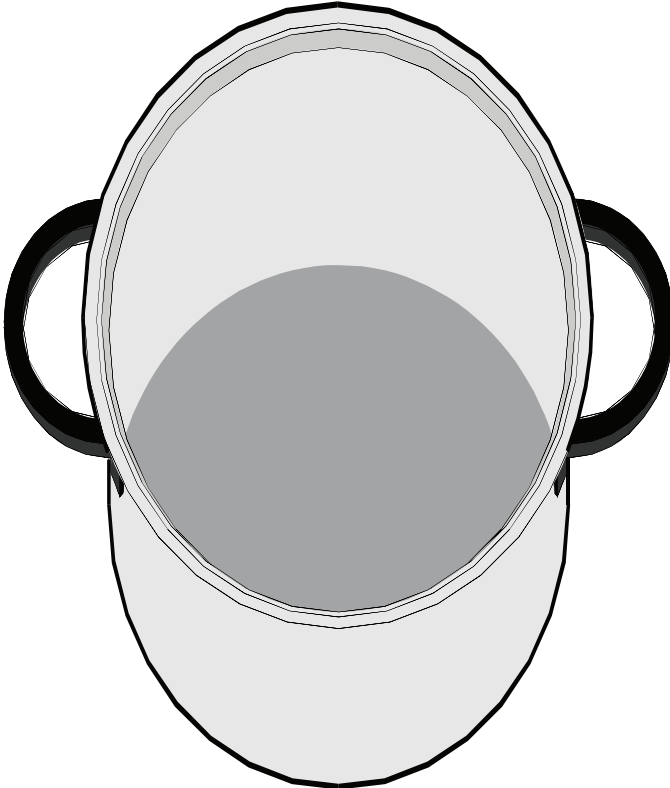
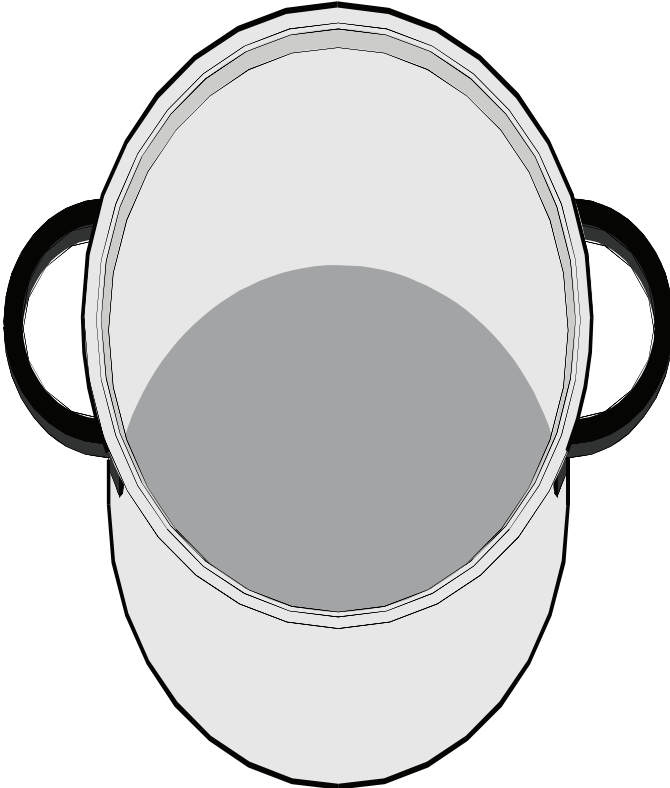
Name: _____ Date: _____

Instructions: Sort your likes and dislikes about the book into two pots.

Book Title: _____

Like

Dislike

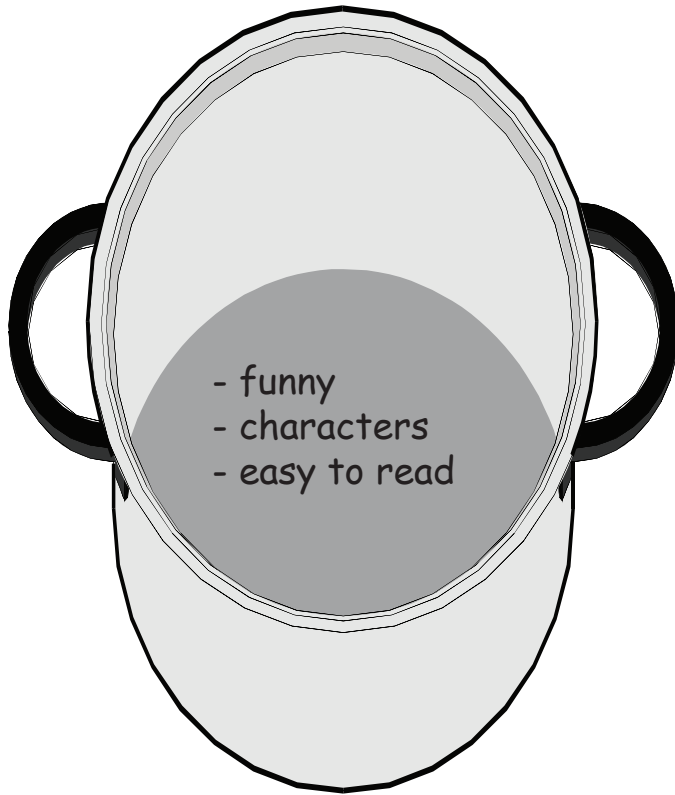


Name: _____ Date: _____

Instructions: Sort your likes and dislikes about the book into two pots.

Book Title: Goosebumps

Like



Dislike



Name: _____ Date: _____

Instructions: Sort topics into three baskets. Describe the topic in each basket.

Book Title: _____

Character: _____



Character: _____



Character: _____



Name: _____ Date: _____

Instructions: Sort topics into three baskets. Describe the topic in each basket.

Book Title: My Family

Character: Amber



Character: Mom



Character: Grandma



Story Grammar Chart

Name: _____ Date: _____

Instructions: Write headings for each column. Add details to each column.

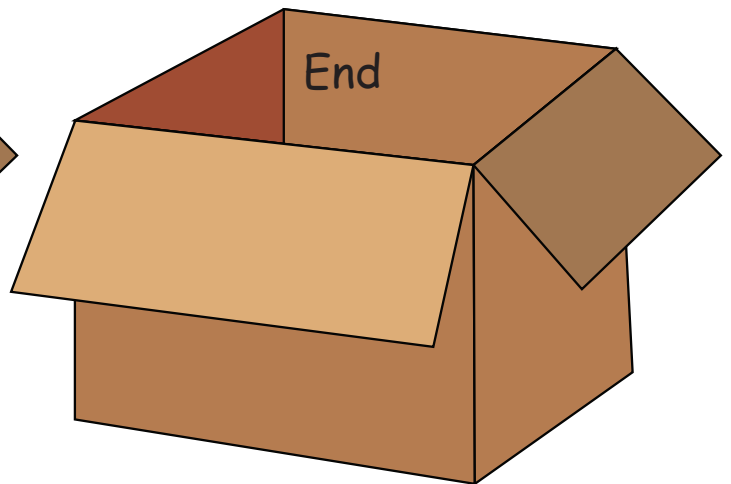
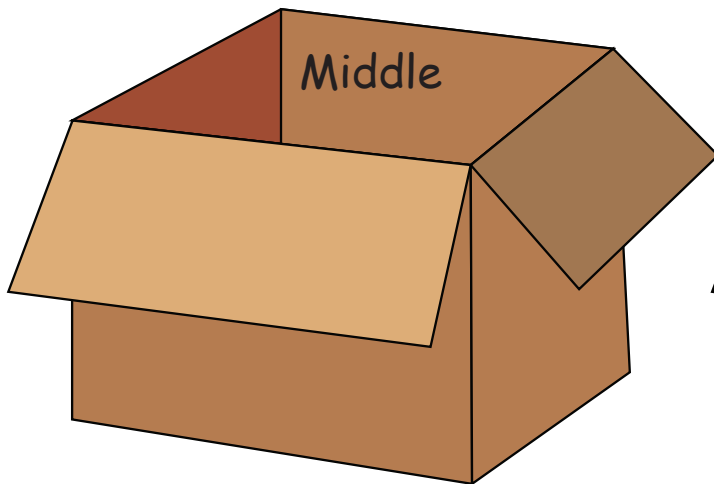
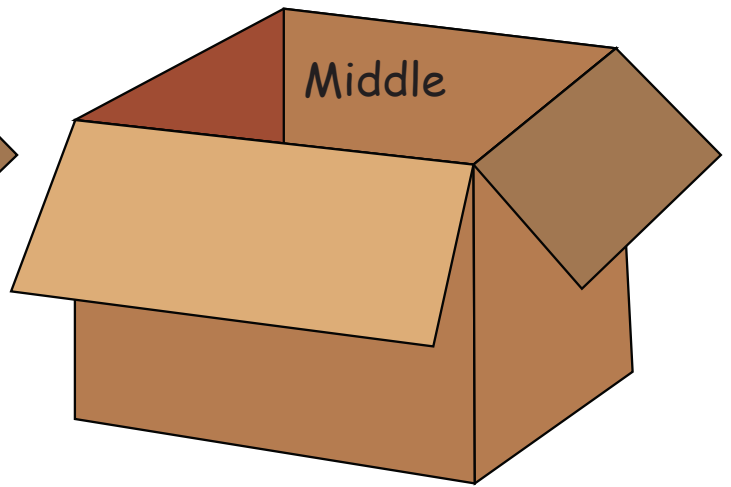
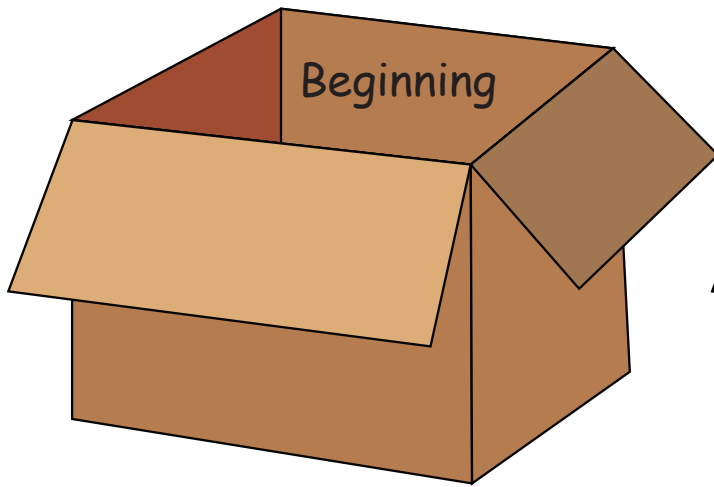
Book Title: The Grouchy Lady Bug

Characters	Setting	Events	Problem/Solution
Ladybug	outside	The ladybug finds different animals to fight.	The lady bug is grouchy.
Whale	jungle/woods	They keep getting bigger and bigger.	He is nice and shares.
Beetle	ocean		

Name: _____ Date: _____

Instructions: Organize the story's summary into four content areas.


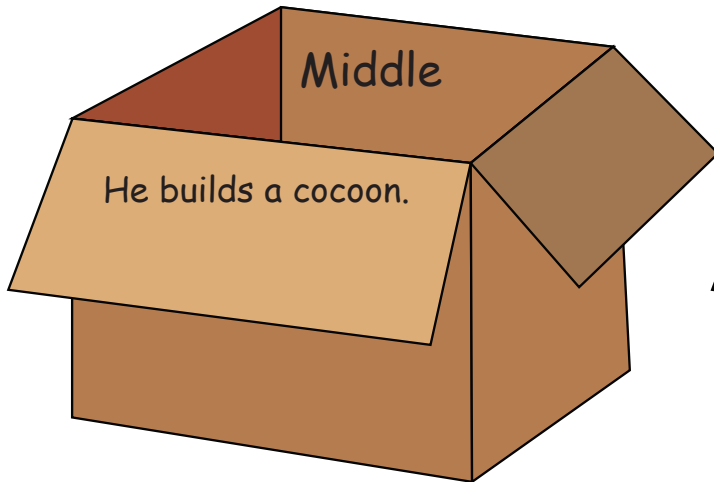
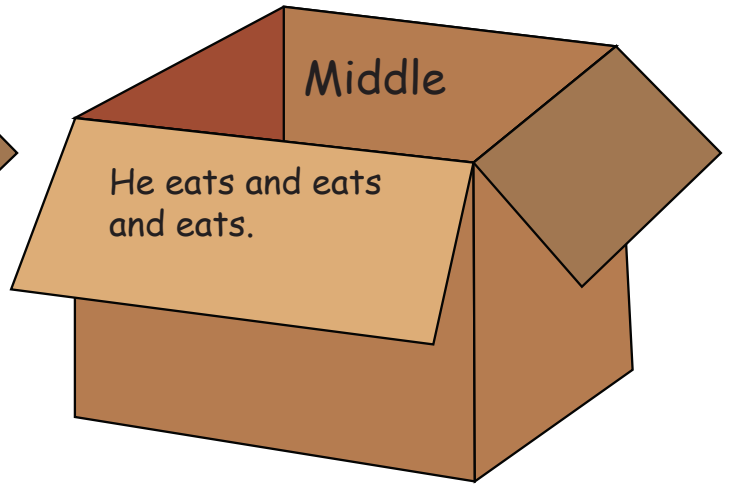
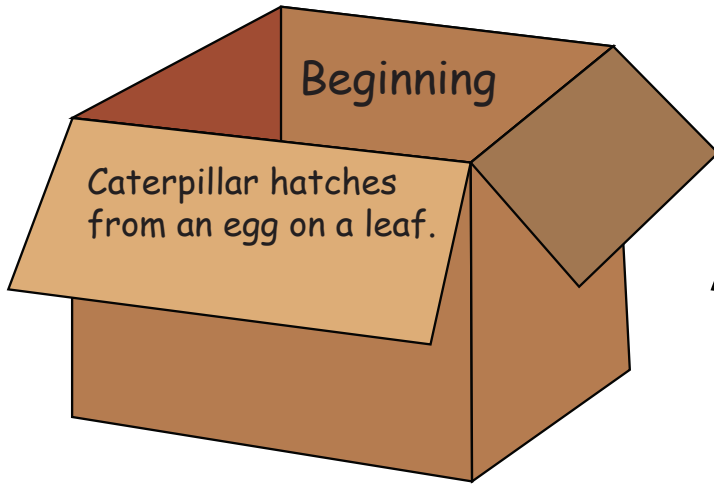
Book Title: _____



Name: _____ Date: _____

Instructions: Organize the story's summary into four content areas.

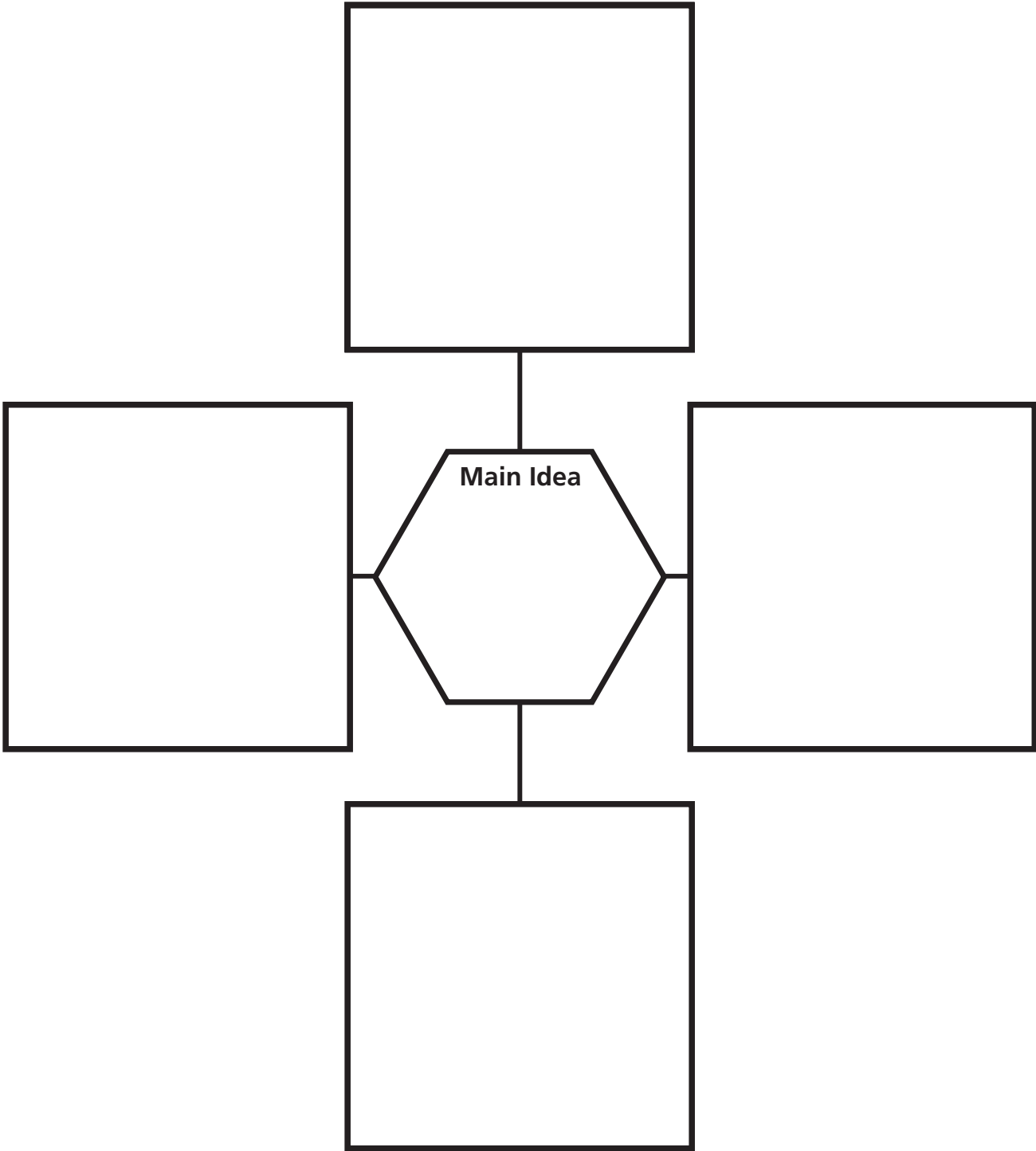
Book Title: The Very Hungry Caterpillar



Name: _____ Date: _____

Instructions: Put the main idea in the center, and related items in the boxes.

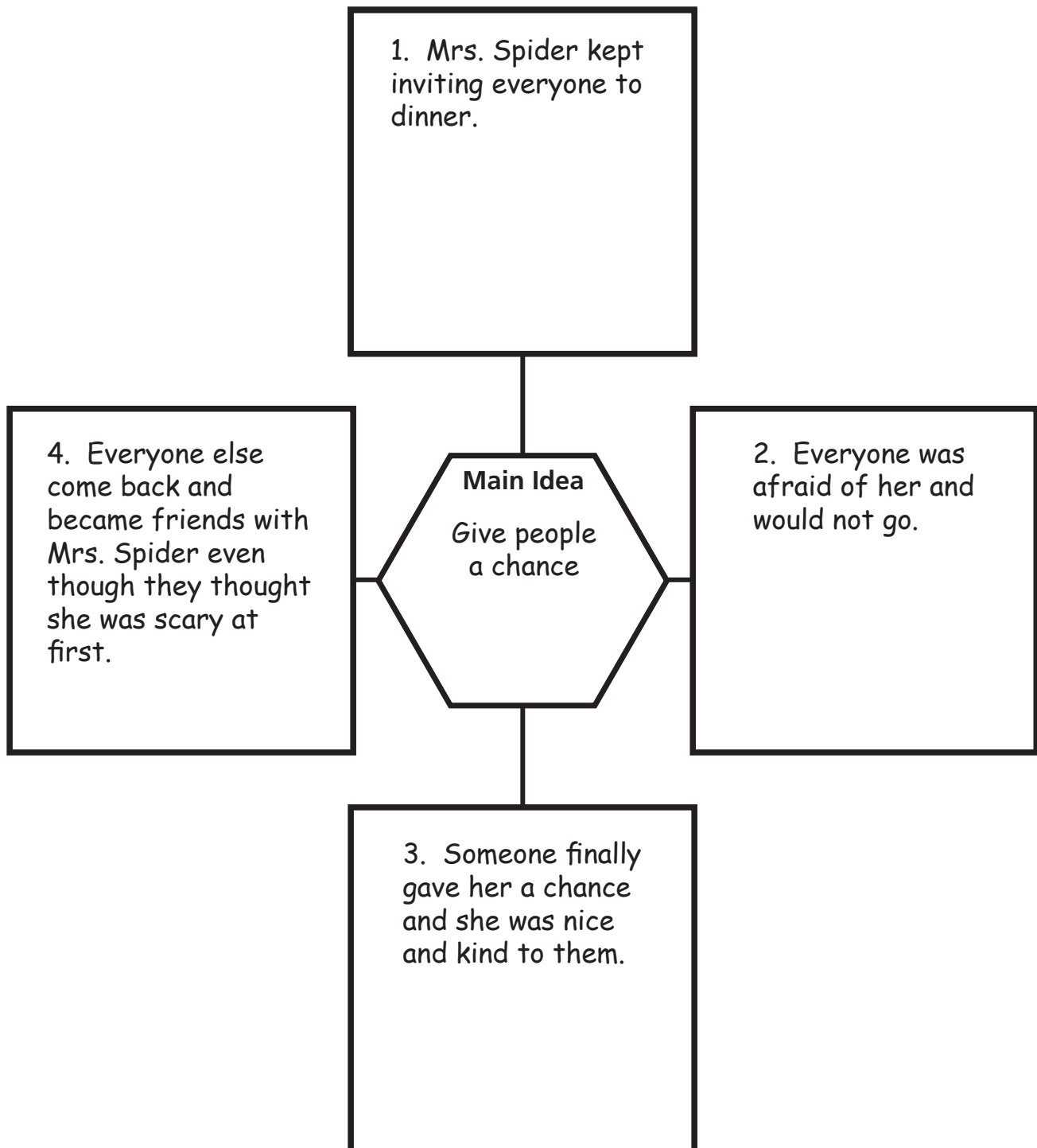
Book Title: _____



Name: _____ Date: _____

Instructions: Put the main idea in the center, and related items in the boxes.

Book Title: Mrs. Spider's Tea Party



Name: _____ Date: _____

Instructions: Fill in each row with details that answer the question.

Book Title: _____

<p>What happened?</p>
<p>Who was there?</p>
<p>Why did it happen?</p>
<p>When did it happen?</p>
<p>Where did it happen?</p>

Name: _____ Date: _____

Instructions: Fill in each row with details that answer the question.

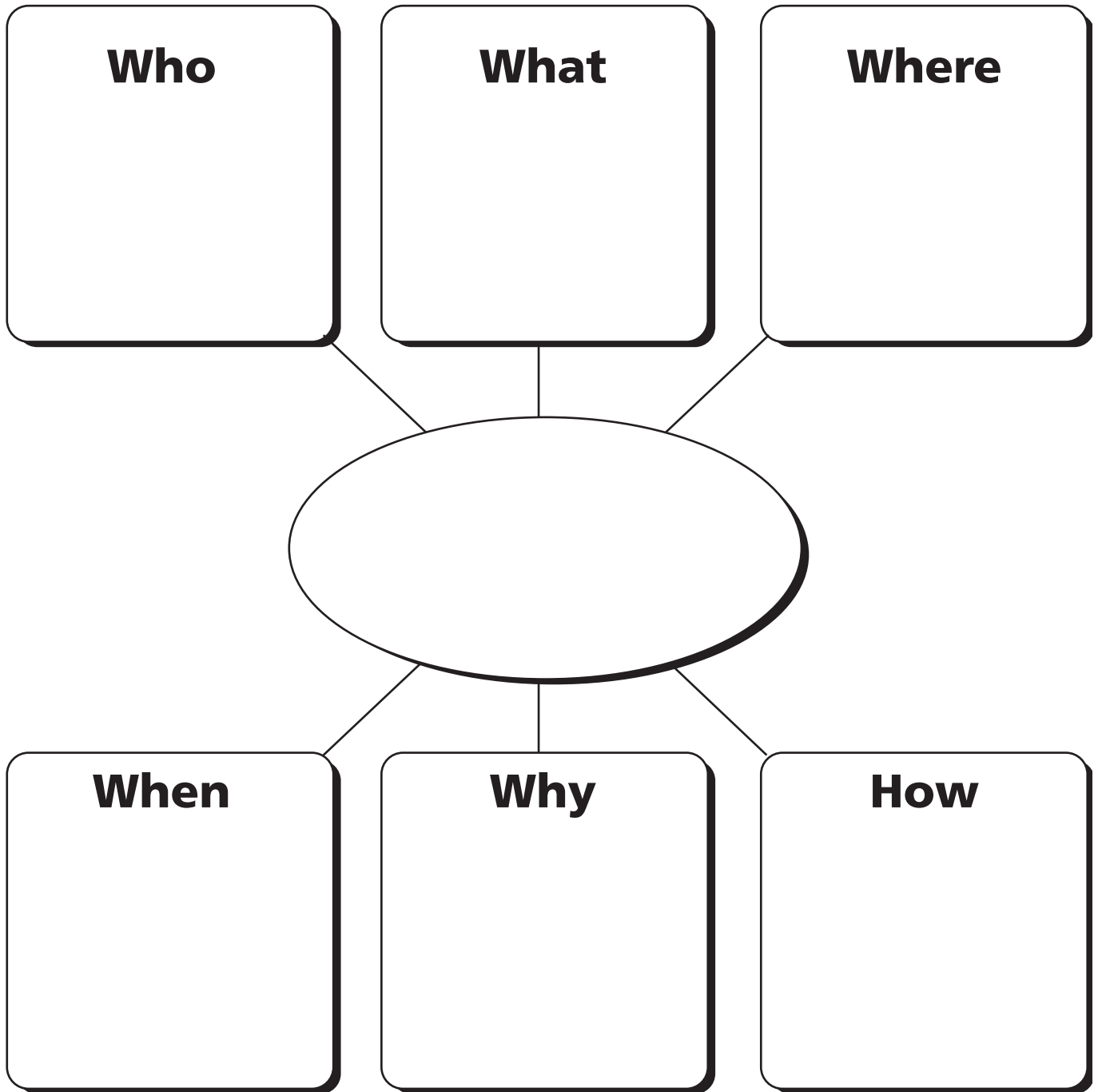
Book Title: Charlotte's Web

What happened?	Charlotte kept writing great things in her web about Wilber.
Who was there?	Wilber the pig and all the other animals on the farm Charlotte the spider The farmer and his family
Why did it happen?	Charlotte liked Wilber and did not want him to get killed by the farmer.
When did it happen?	Before Charlotte died
Where did it happen?	On Zuckerman's farm

Name: _____ Date: _____

Instructions: Put the title in the center box. Answer the six questions.

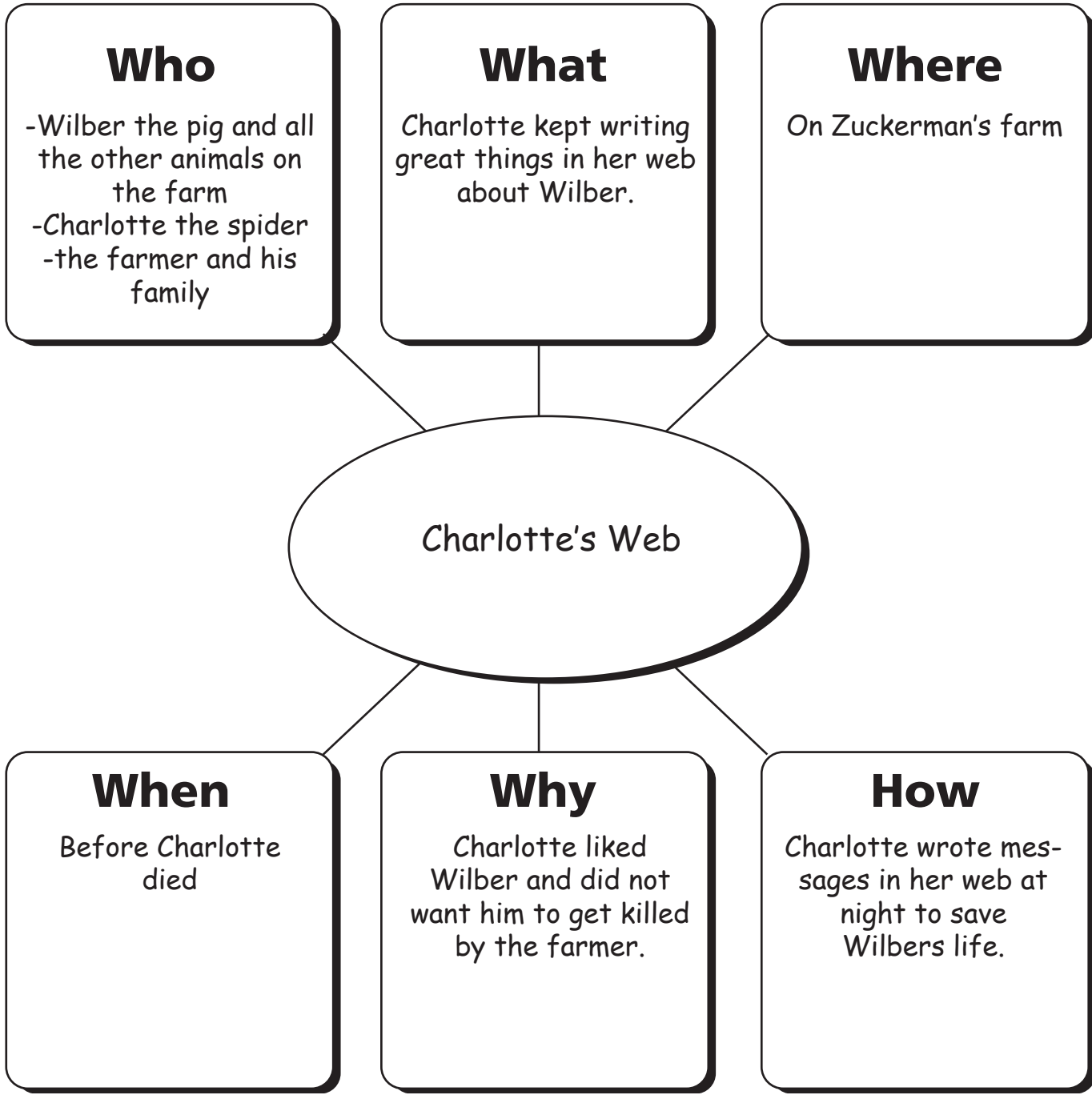
Book Title: _____



Name: _____ Date: _____

Instructions: Put the title in the center box. Answer the six questions.

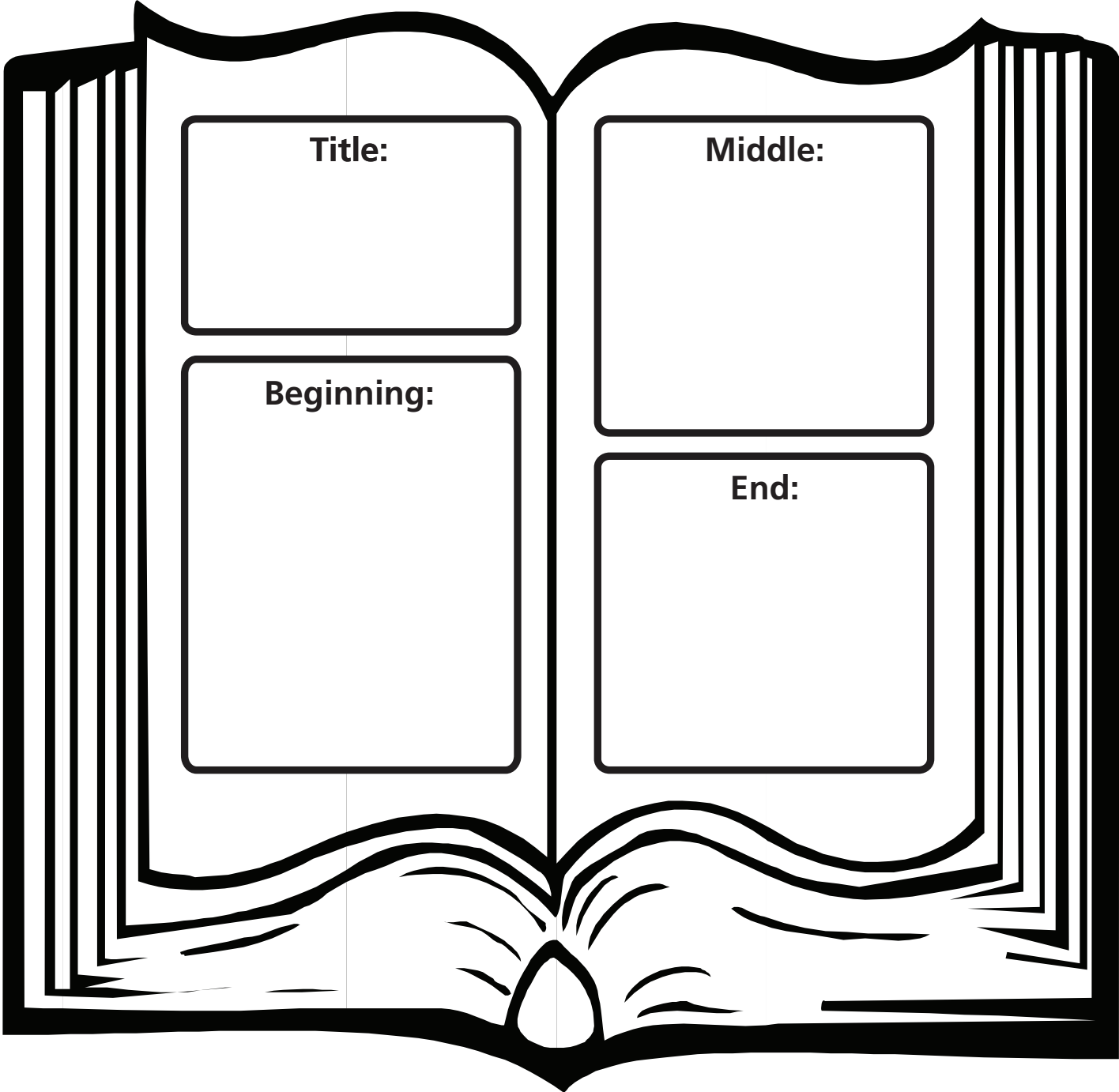
Book Title: Charlotte's Web



Name: _____ Date: _____

Instructions: Fill in the book below using the story you read.

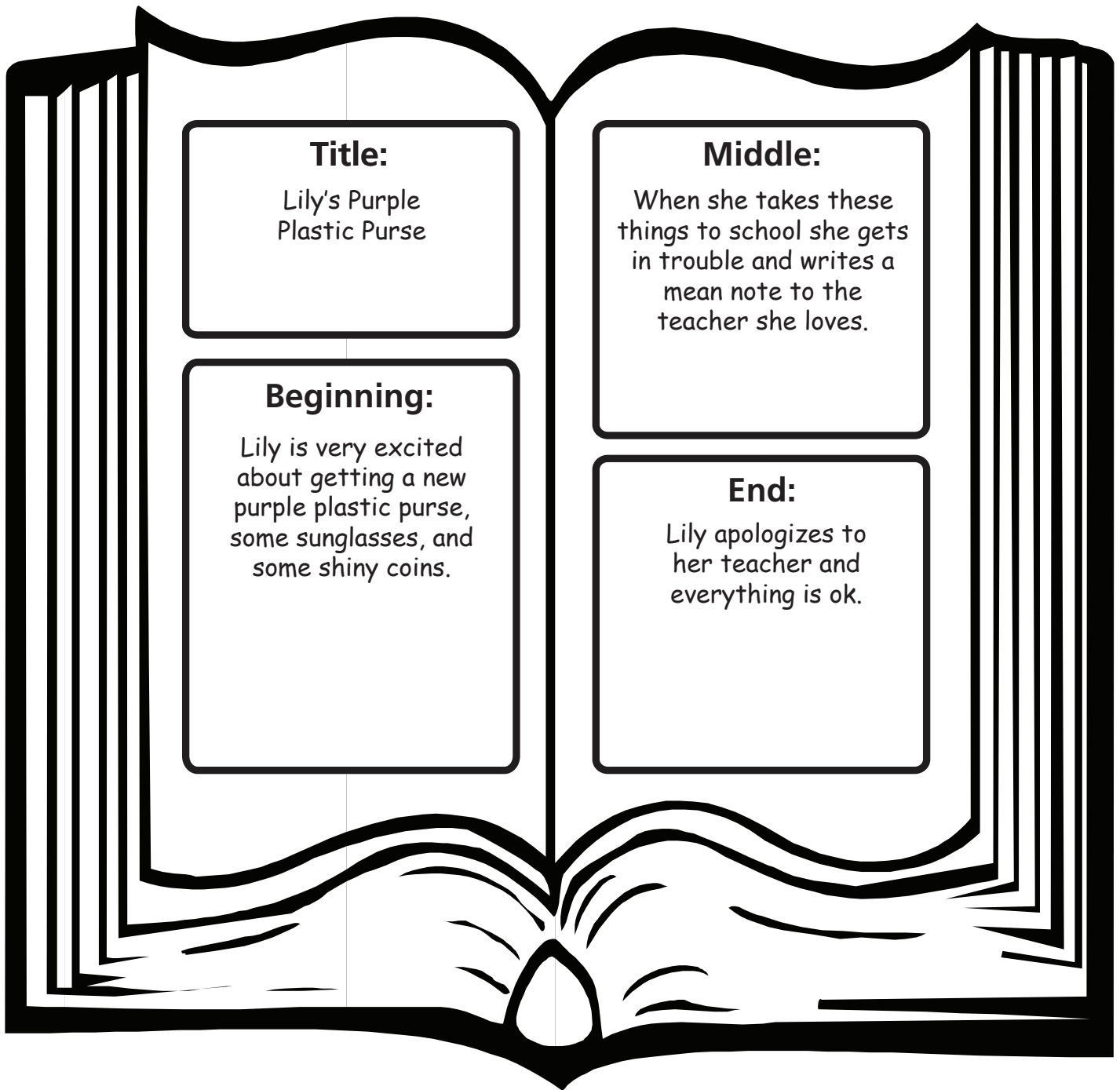
Book Title: _____



Name: _____ Date: _____

Instructions: Fill in the book below using the story you read.

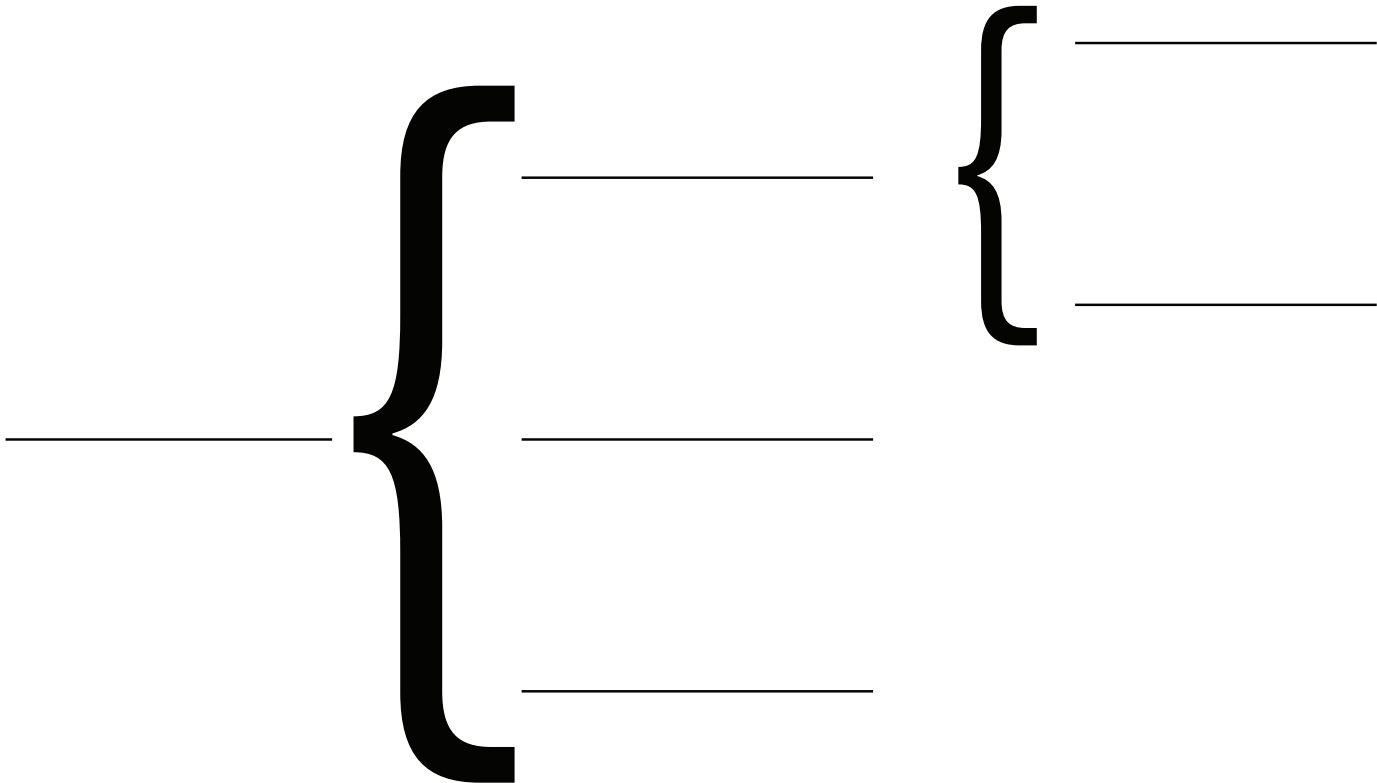
Book Title: Lily's Purple Plastic Purse



Name: _____ Date: _____

Instructions: Describe a character from the story. Then find text that supports your description.

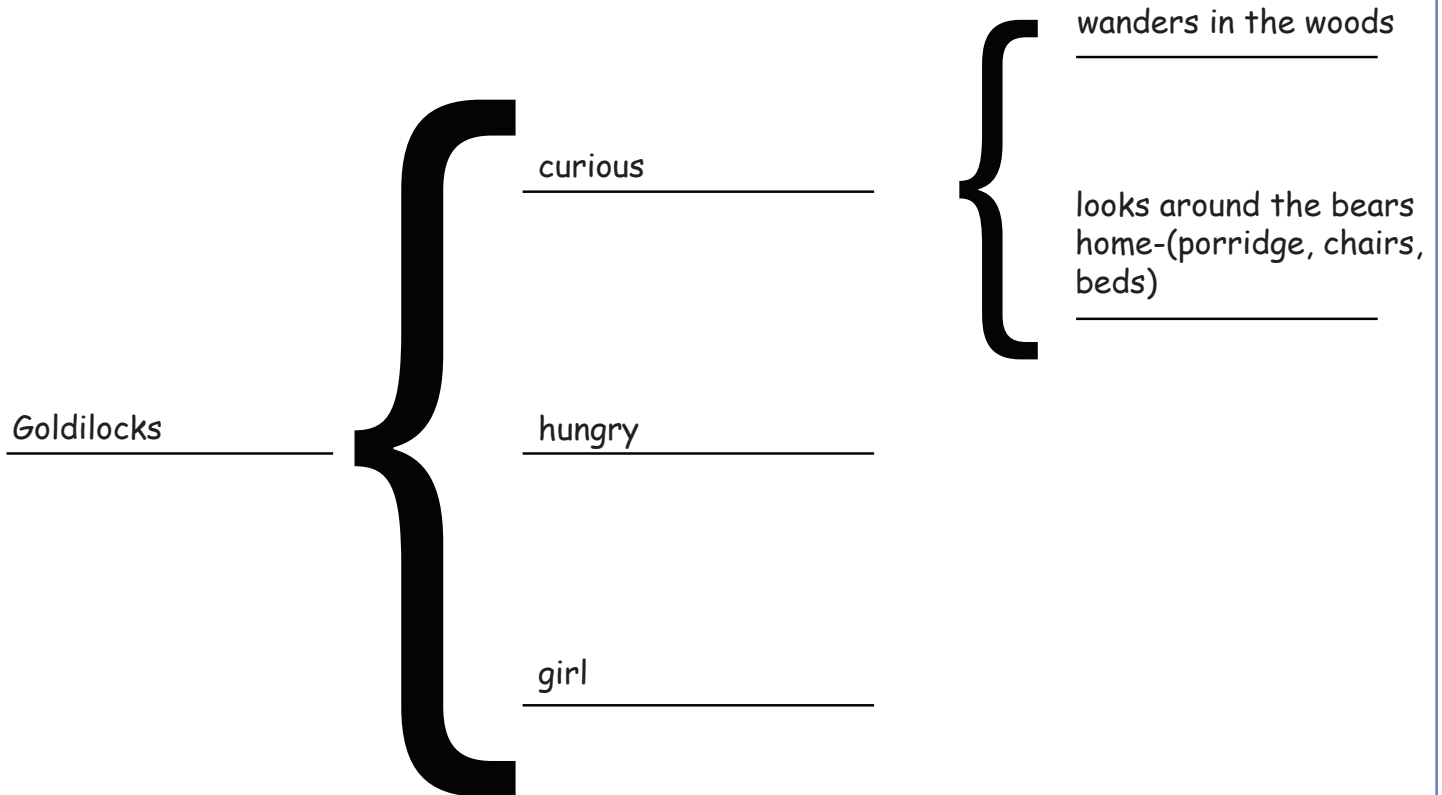
Book Title: _____



Name: _____ Date: _____

Instructions: Describe a character from the story. Then find text that supports your description.

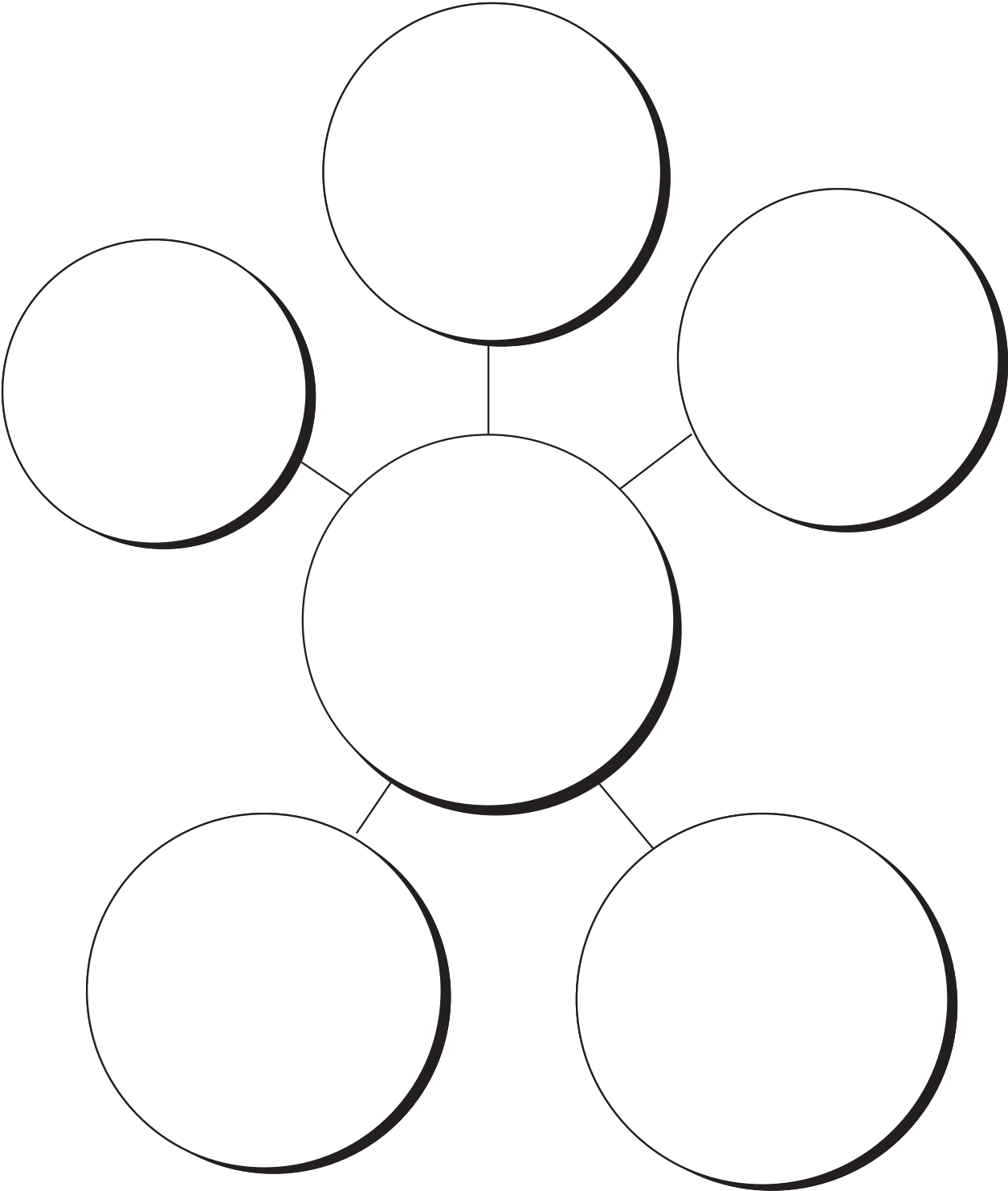
Book Title: Goldilocks and the Three Bears



Name: _____ Date: _____

Instructions: Choose a character to analyze in center of map. Place descriptions around it.

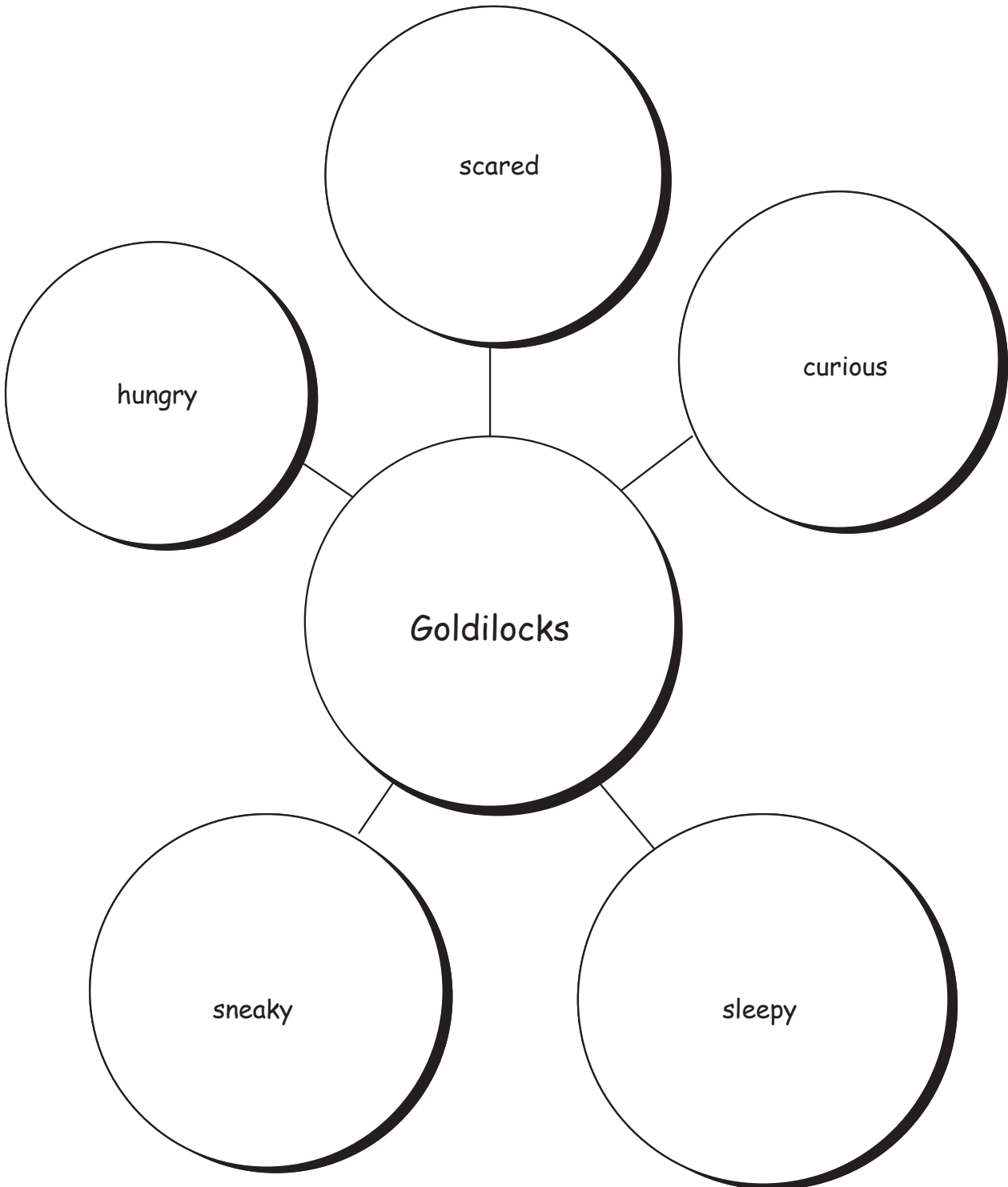
Book Title: _____



Name: _____ Date: _____

Instructions: Choose a character to analyze in center of map. Place descriptions around it.

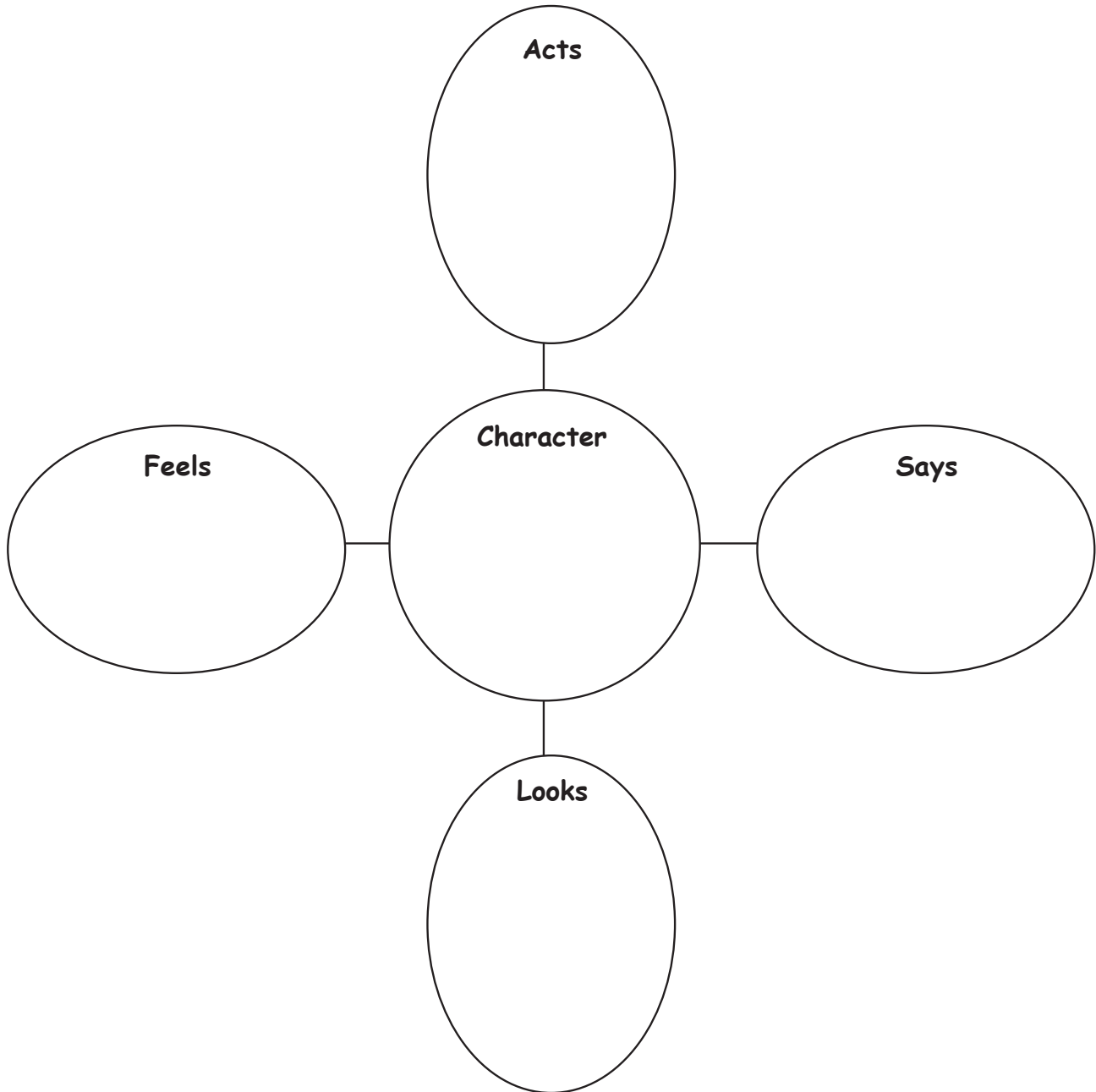
Book Title: Goldilocks and the Three Bears



Name: _____ Date: _____

Instructions: Put character's name in center circle. Place descriptions of the character in the outer circles.

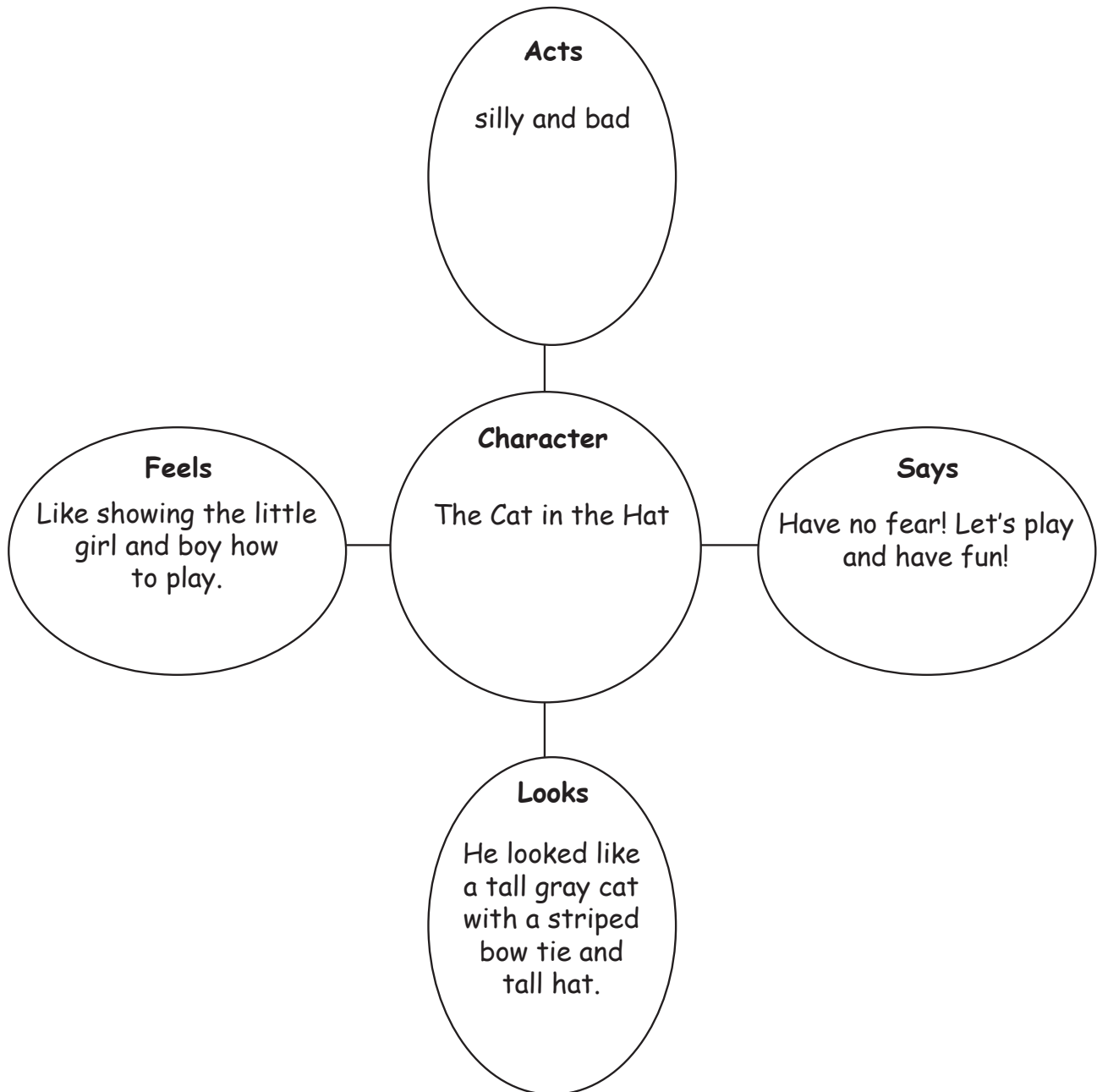
Book Title: _____



Name: _____ Date: _____

Instructions: Put character's name in center circle. Place descriptions of the character in the outer circles.

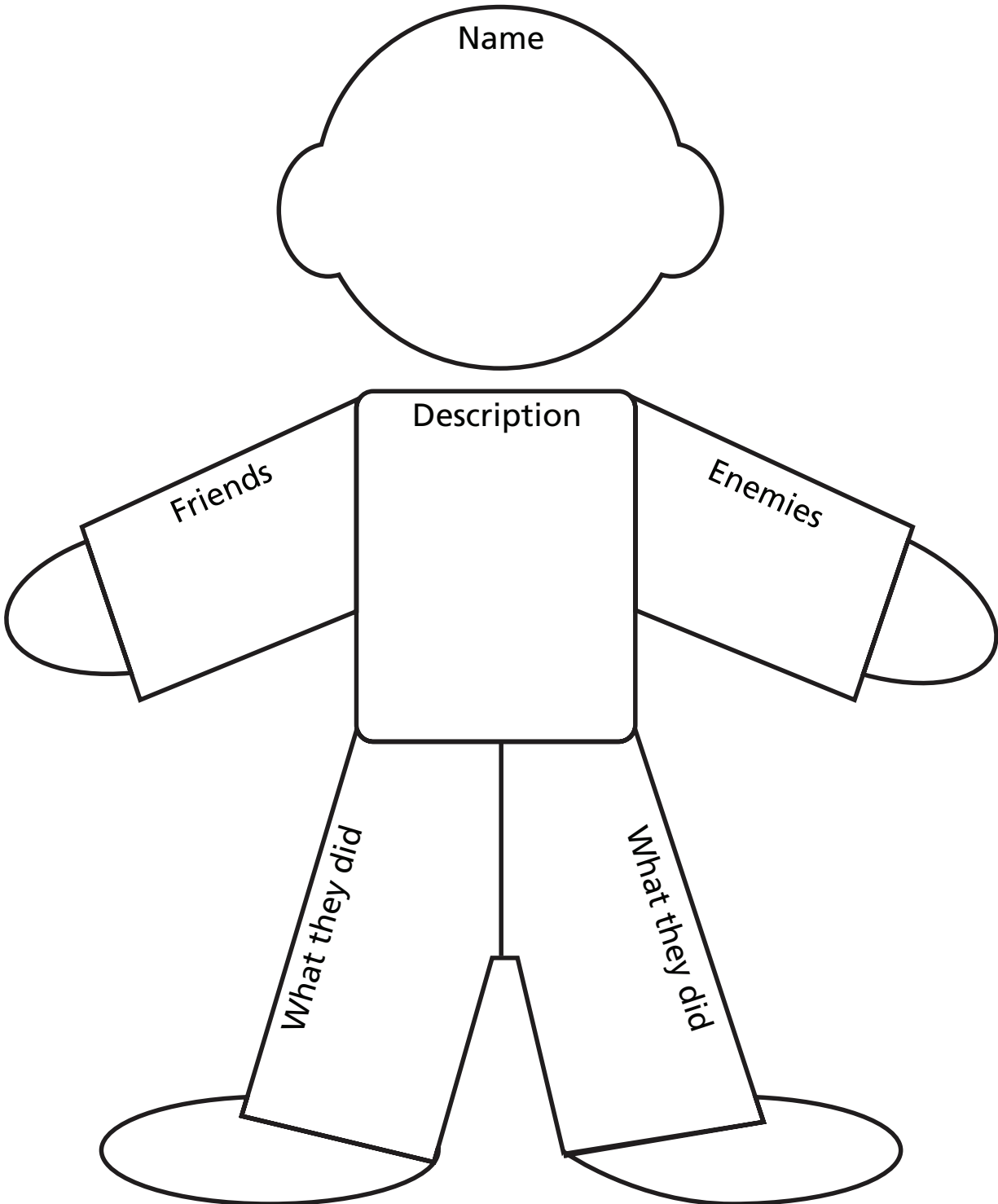
Book Title: The Cat in the Hat



Name: _____ Date: _____

Instructions: Put the name of the character in the head. Put descriptions of the character in the rest of the body.

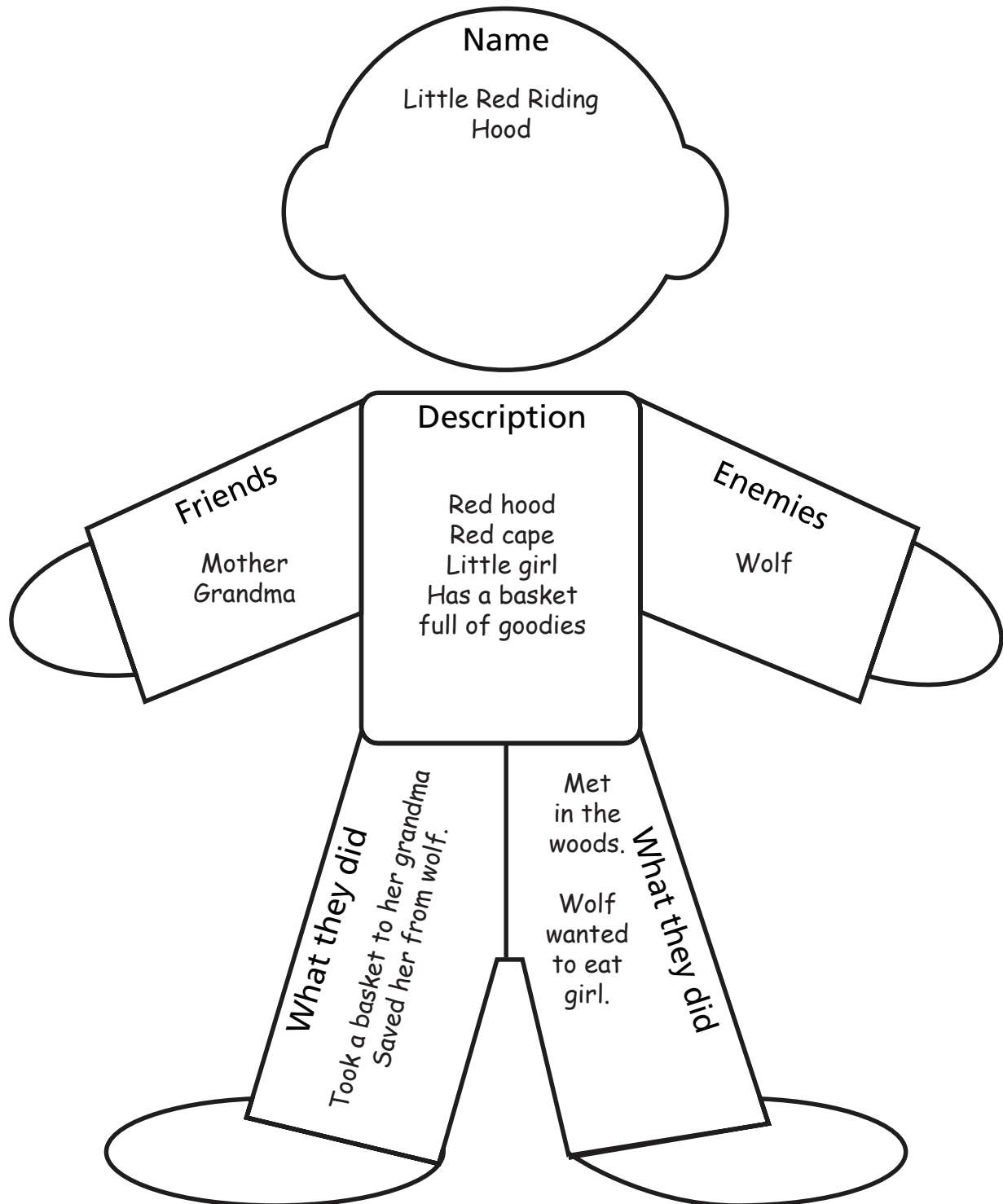
Book Title: _____



Name: _____ Date: _____

Instructions: Put the name of the character in the head. Put descriptions of the character in the rest of the body.

Book Title: Little Red Riding Hood



Name: _____ Date: _____

Instructions: Pick a character from the story and fill in each box describing him/her.

Book Title: _____

Other people think that I...

What I really like is...

One day I will...

Draw a picture in this space.

I really dislike...

I like people who...

My favorite thing to do is...

Name: _____ Date: _____

Instructions: Pick a character from the story and fill in each box describing him/her.

Book Title: The Three Little Pigs

Other people think that I...
am scary, mean, and tricky.

What I really like is...
finding good meat to eat.

One day I will...

catch that little girl AND those pesky little pigs.

Draw a picture in this space.

Drawing of big, bad wolf

I really dislike...

being hungry and being tricked.

I like people who...

I don't like people!

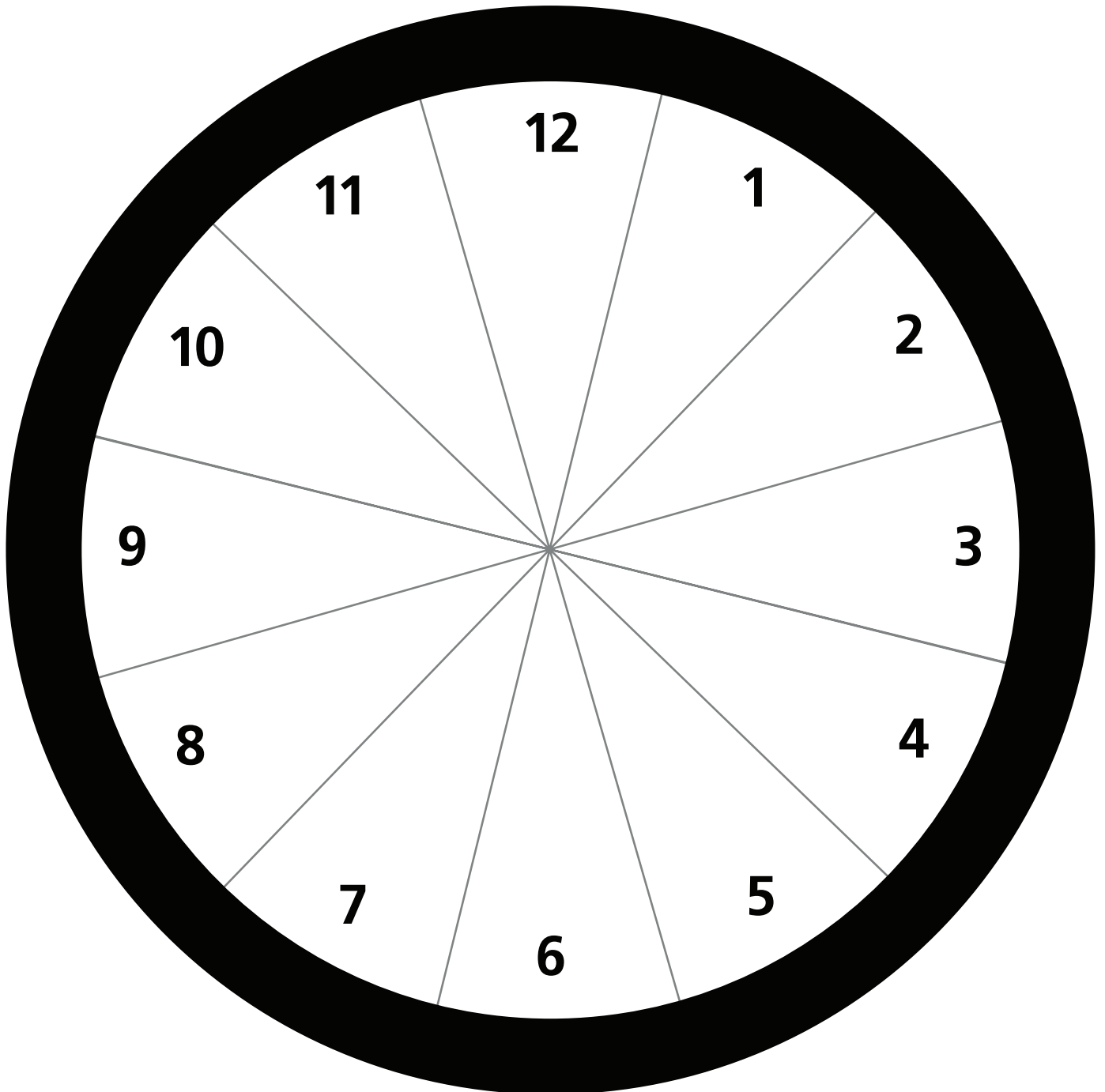
My favorite thing to do is...

EAT, EAT, EAT!!

Name: _____ Date: _____

Instructions: Start at number 1 and list what happen in the story in order.

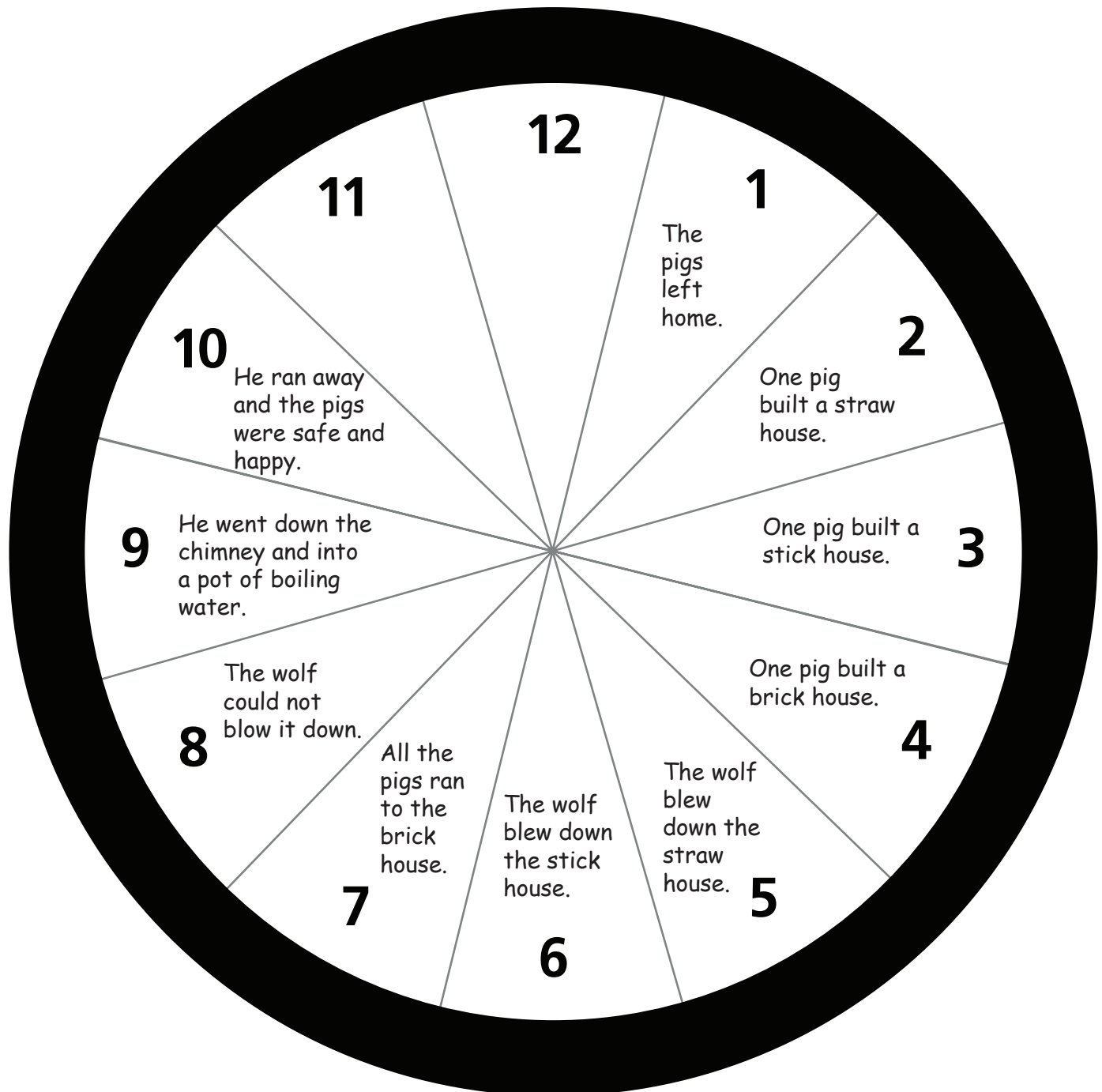
Book Title: _____



Name: _____ Date: _____

Instructions: Start at number 1 and list what happen in the story in order.

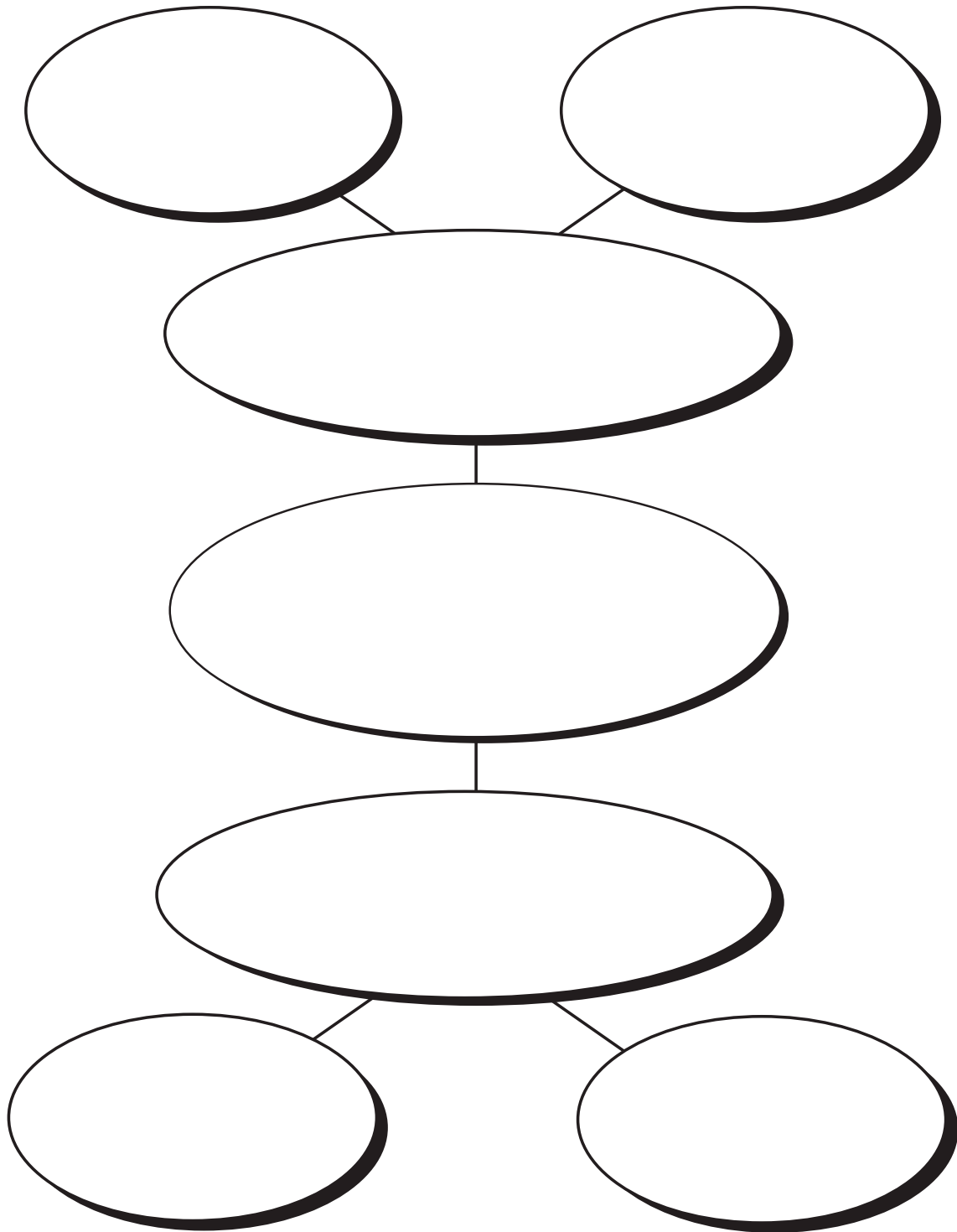
Book Title: The Three Little Pigs



Name: _____ Date: _____

Instructions: Write your topic in the center circle and details from the text above the topic and details from your life below the topic.

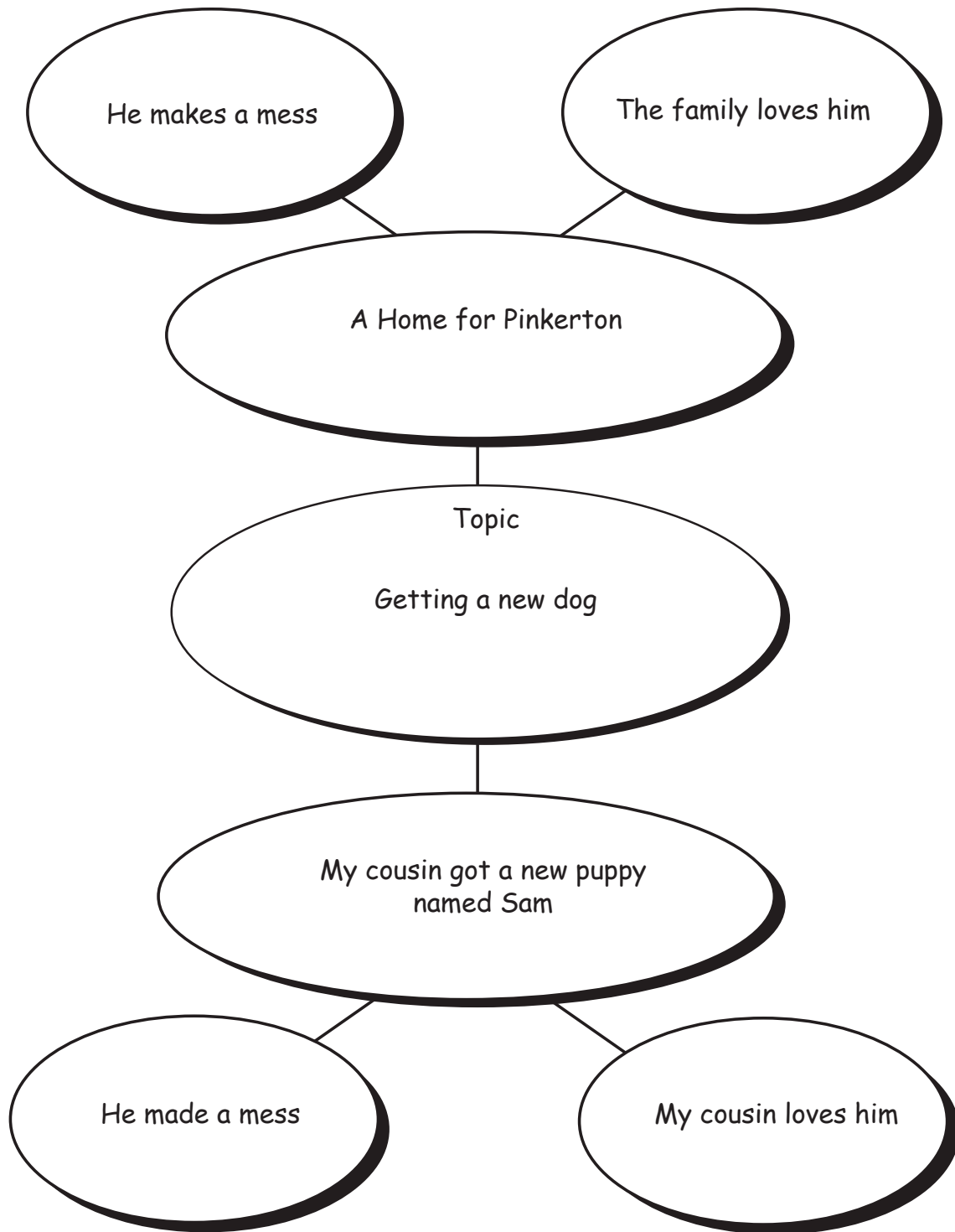
Book Title: _____



Name: _____ Date: _____

Instructions: Write your topic in the center circle and details from the text above the topic and details from your life below the topic.


Book Title: A Home for Pinkerton



Name: _____ Date: _____

Instructions: Design a coat of arms for the main character in the story.

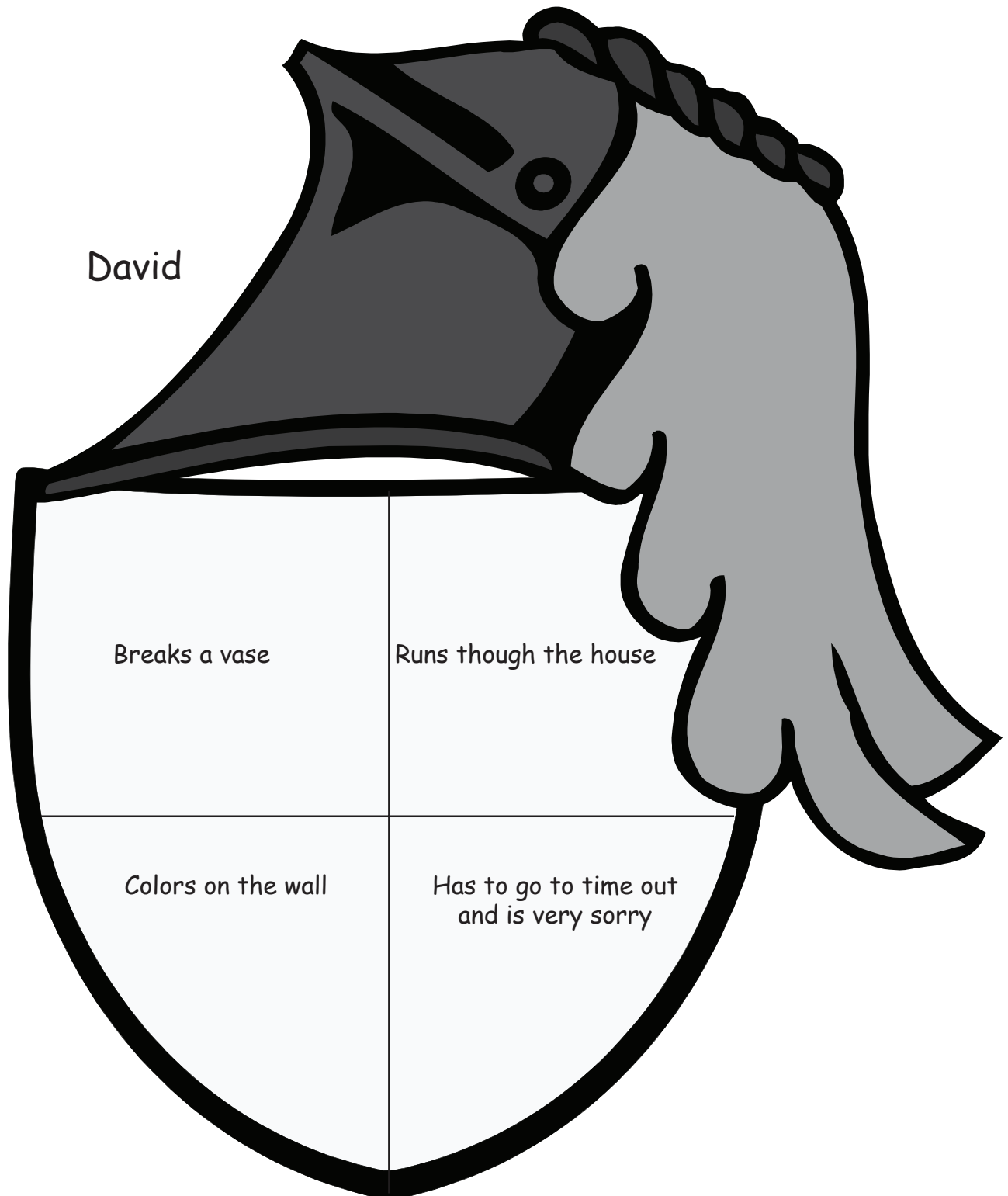
Book Title: _____



Name: _____ Date: _____

Instructions: Design a coat of arms for the main character in the story.

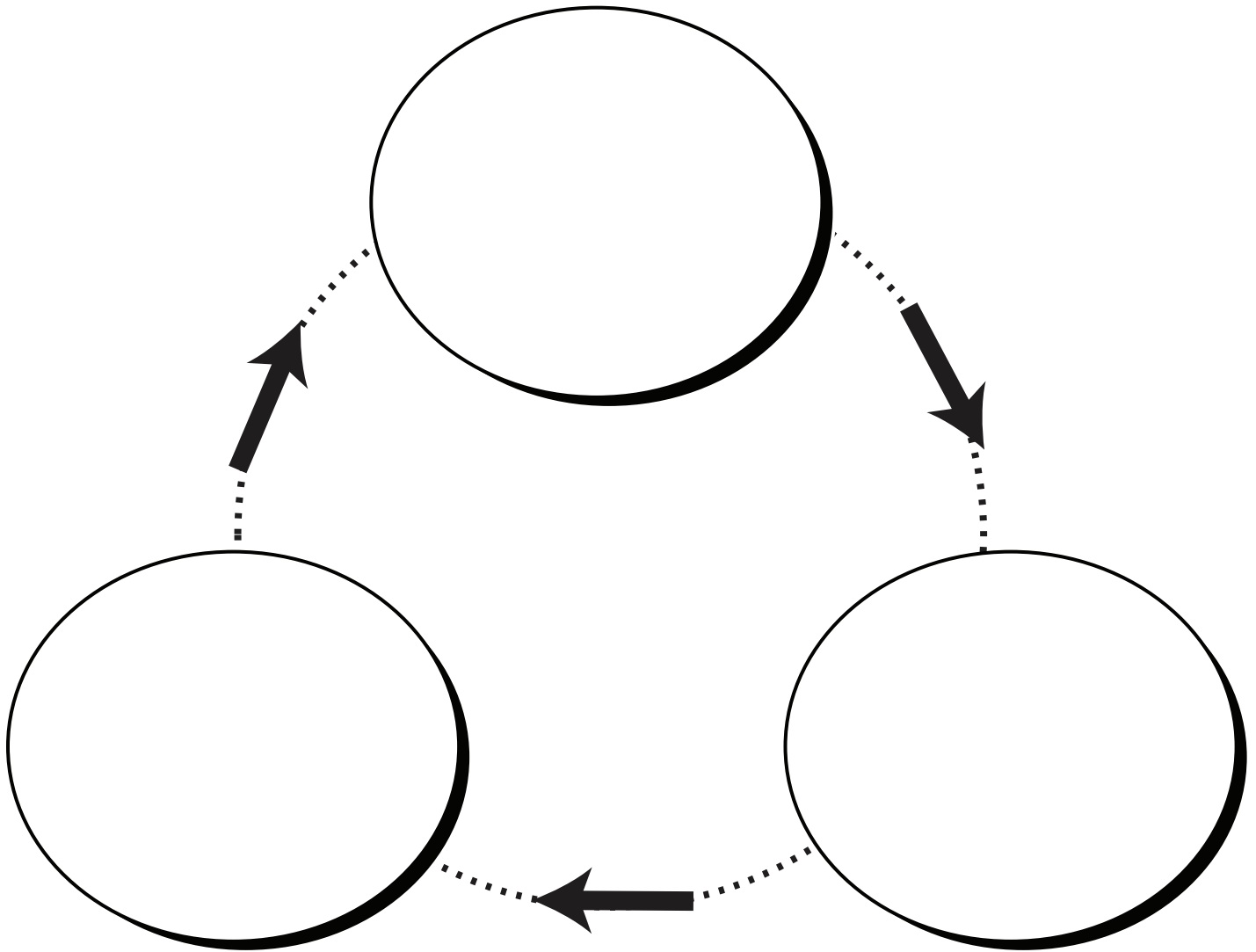
Book Title: NO, David



Name: _____ Date: _____

Instructions: In the cycle below show how the book you read follows a pattern.

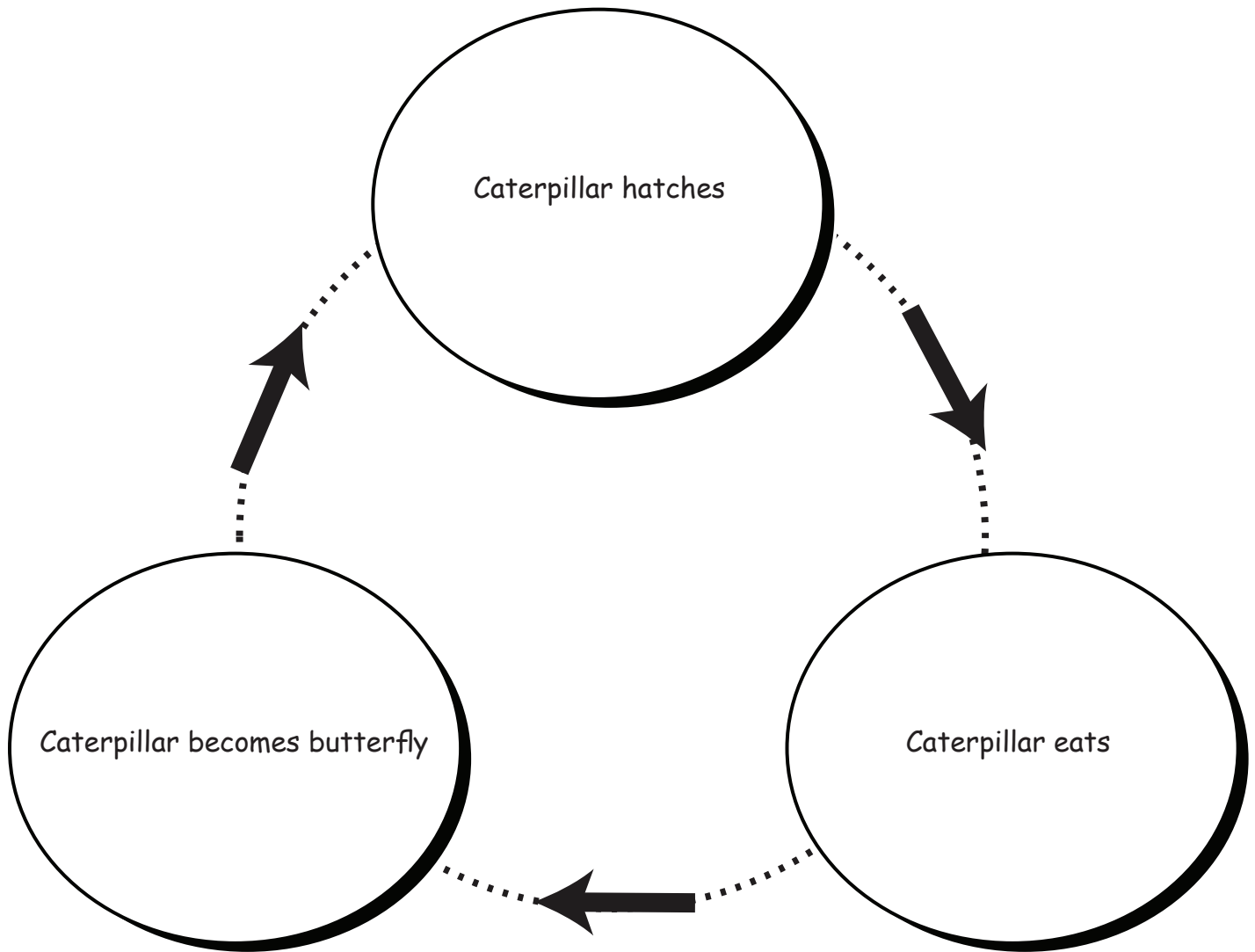
Book Title: _____



Name: _____ Date: _____

Instructions: In the cycle below show how the book you read follows a pattern.

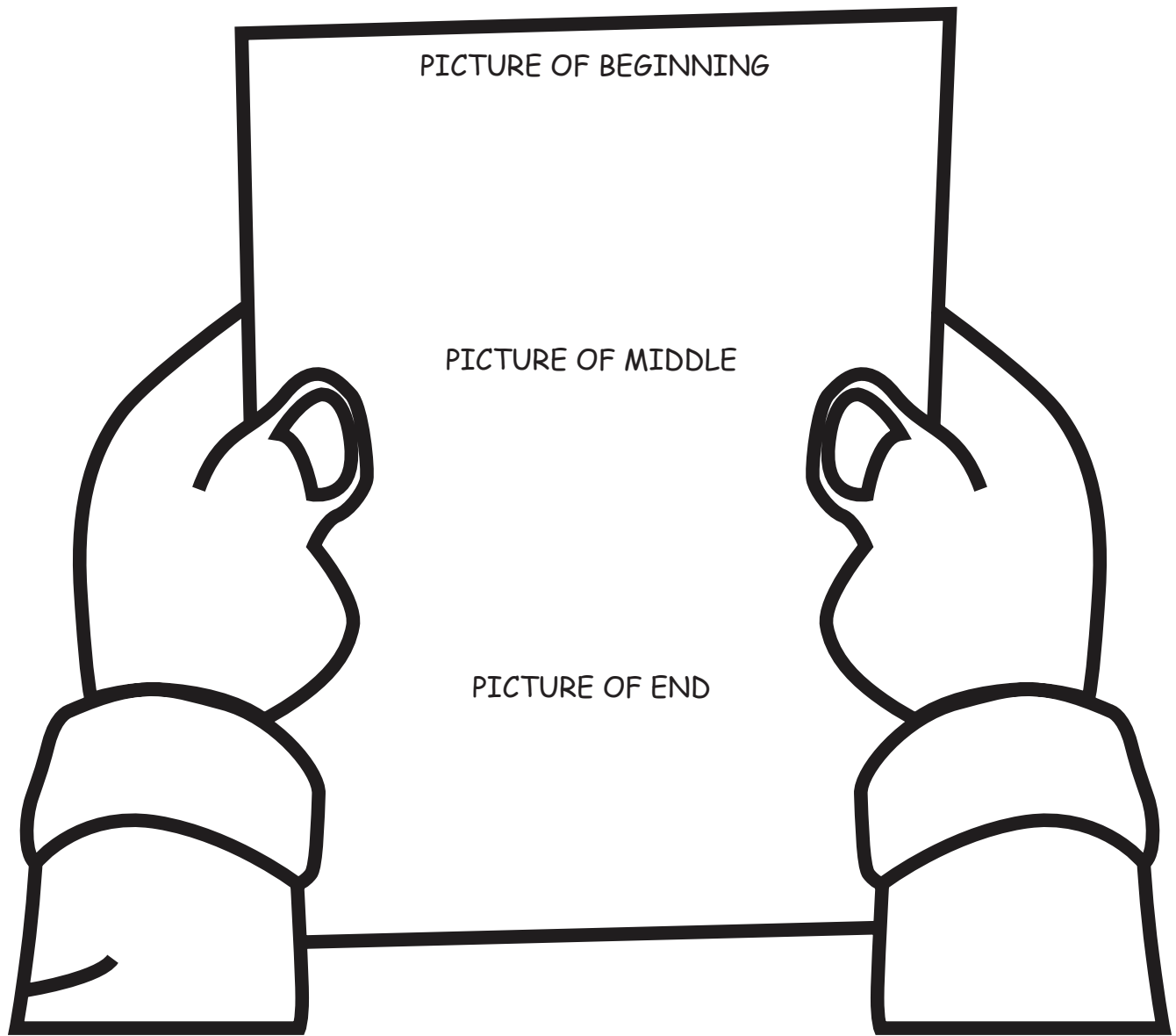
Book Title: The Very Hungry Caterpillar



Name: _____ Date: _____

Instructions: Draw a picture of the beginning, middle and end of a story. Create a sentence for the beginning, middle and end of a story to make a summary below.

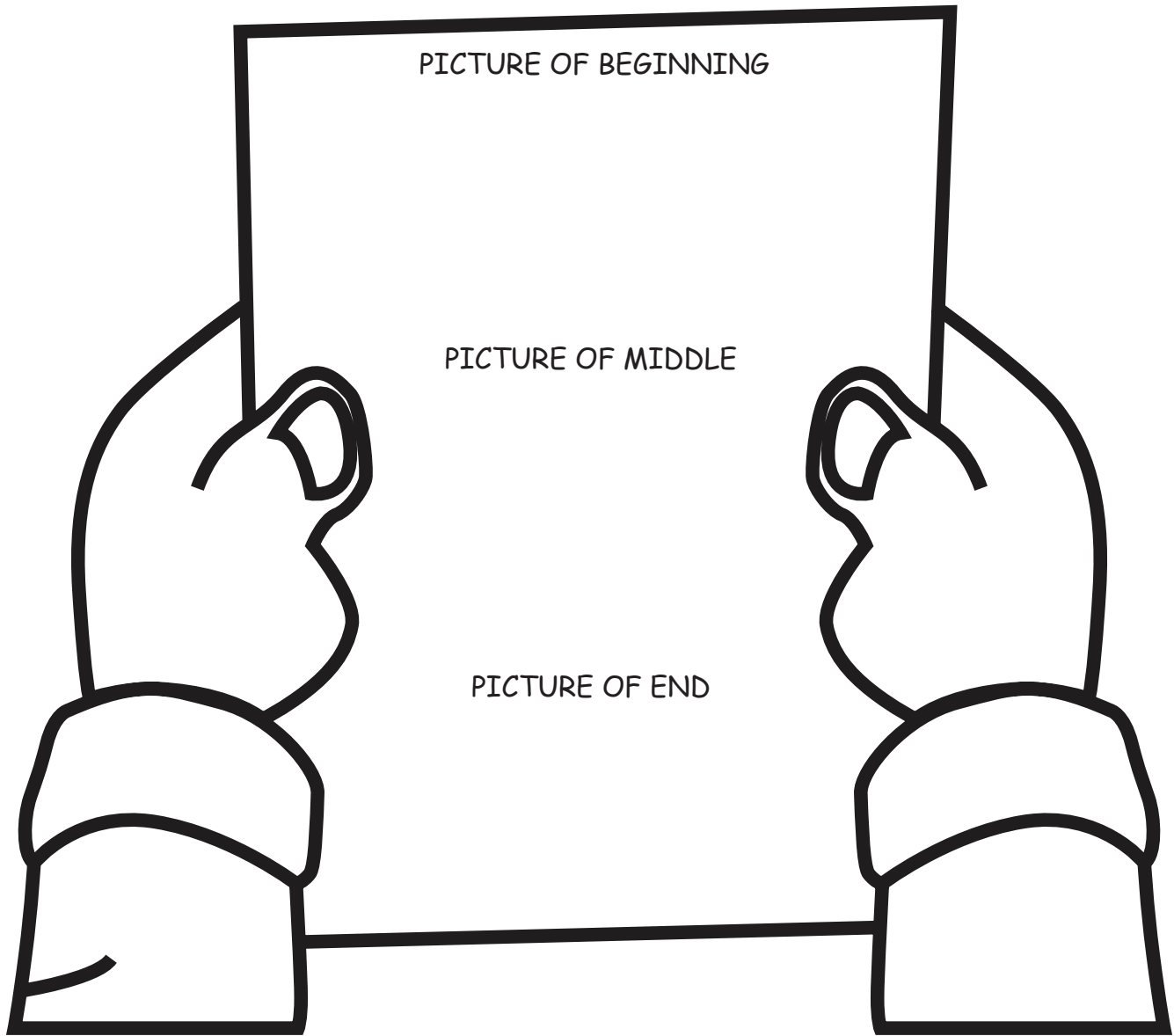
Book Title: _____



Name: _____ Date: _____

Instructions: Draw a picture of the beginning, middle and end of a story. Create a sentence for the beginning, middle and end of a story to make a summary below.

Book Title: Little Red Riding Hood



Beginning- Little Red Riding hood goes to visit her grandma.

Middle- She meets a wolf in the woods who goes ahead of her to grandmas house.

End- The wolf tries to trick her, but she tricks the wolf and saves herself and grandma.

Name: _____ Date: _____

Instructions: Write the main idea on the left line. Write the details from text that support on each line of the "E".

Book Title: _____

--	--

Name: _____ Date: _____

Instructions: Write the main idea on the left line. Write the details from text that support on each line of the "E".

Book Title: Hen Bakes Bread _____

Working hard will make you happy and give you good things.

Hen wanted to make some bread.

Everyone helped Hen, except Mouse.

So, everyone got to eat bread, EXCEPT Mouse.

Fact and Opinion

Name: _____ Date: _____

Instructions: Write your topic at the top. Add details to each column.

Book Title: _____

Book Topic: _____

Fact

Opinion

Name: _____ Date: _____

Instructions: Write your topic at the top. Add details to each column.

Book Title: Stellaluna

Book Topic: Stellaluna- Bats

Fact
eats fruit
communicates by echolocation
lives in caves
sleeps upside down
mammals

Opinion
bats are icky
they suck your blood
bats are cute
bats are vampires
bats are mean

Name: _____ Date: _____

Instructions: Write your topic at the top. List steps or events in order.

Book Title: _____

Title:



Name: _____ Date: _____

Instructions: Write your topic at the top. List steps or events in order.

Book Title: Mortimer

Title:
Mortimer

Mortimer is put to bed.



Mortimer sings in bed and bothers the whole family.



Everyone in the family tells Mortimer to BE QUIET!! But he keeps singing.



The whole family begins to fight with each other.




Mortimer falls asleep.

Name: _____ Date: _____

Instructions: Write your topic at the top. Add details on each board.

Book Title: _____



Name: _____ Date: _____

Instructions: Write your topic at the top. Add details on each board.

Book Title: Stephanie's Ponytail

Title:

Stephanie's Ponytail

Stephanie wears a ponytail to shool.

The next day everyone copies her.

Everyday she wears a different ponytail and the next day everyone keeps copying her.

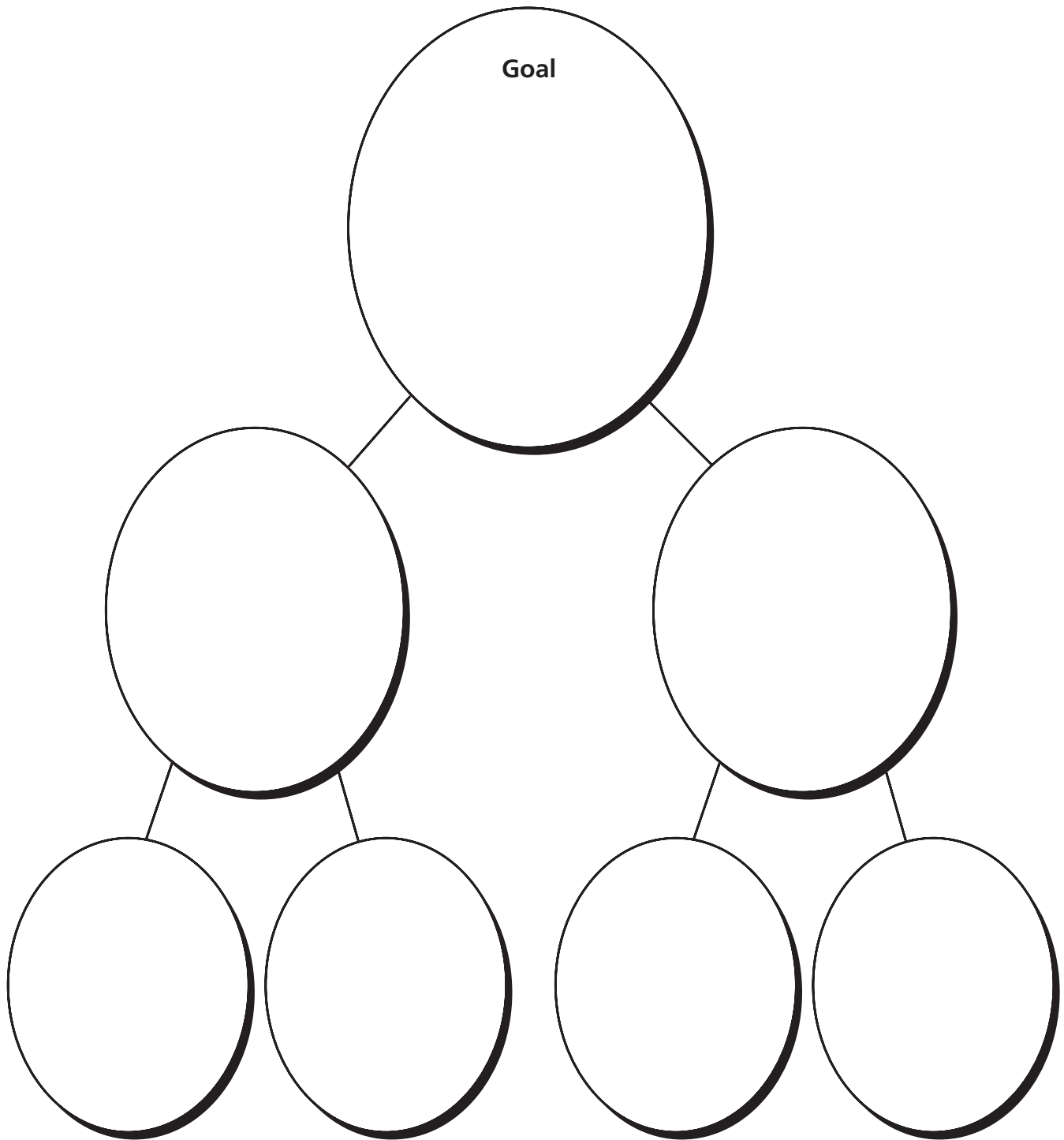
She gets so mad , she tells everyone she is going to shave her head. They all shave their heads.

Stephanie does not shave her head, she wears a nice ponytail.

Name: _____ Date: _____

Instructions: Write a goal of a character in the top circle below. Add facts or examples in the circles connected to the goal.

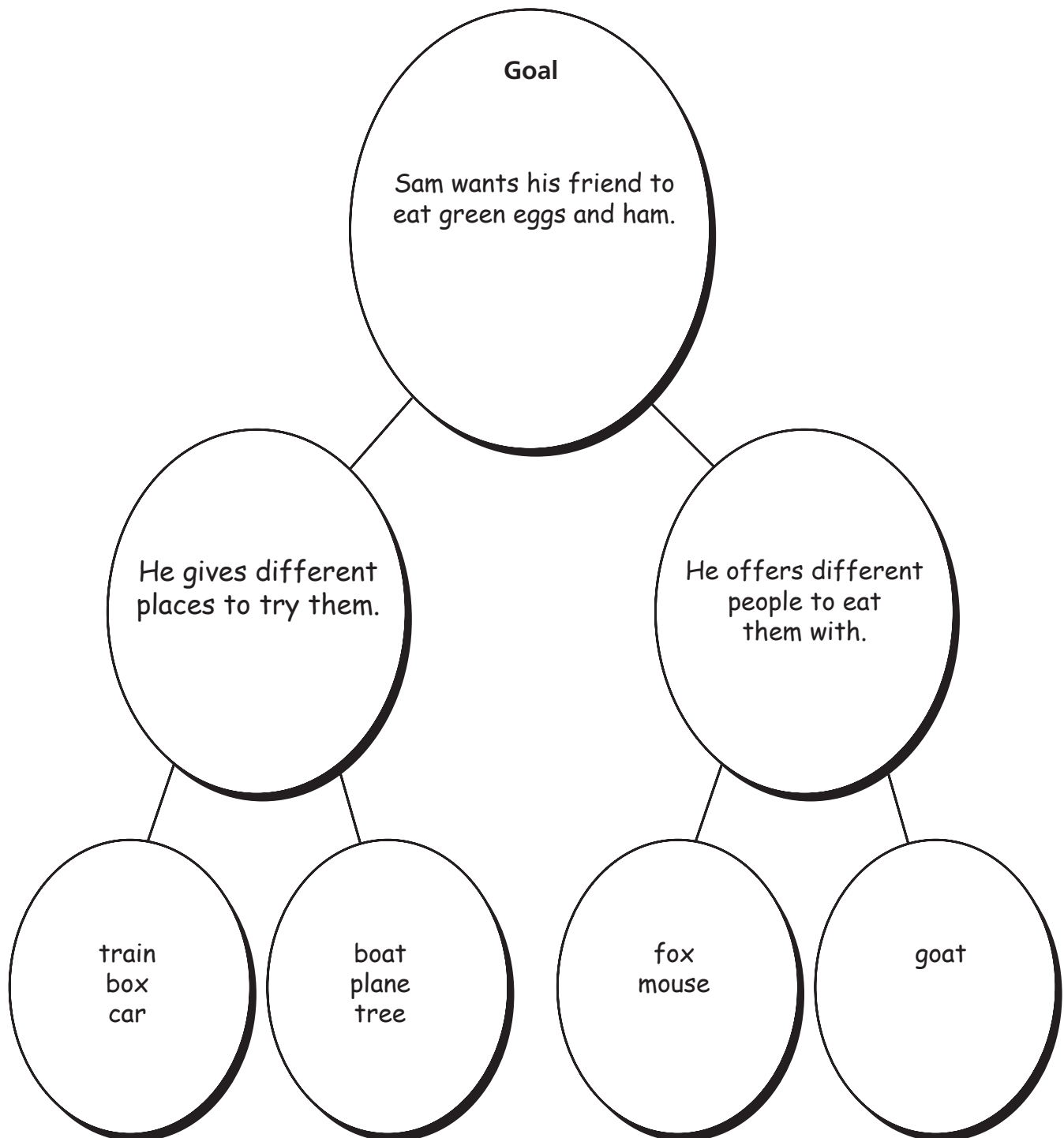
Book Title: _____



Name: _____ Date: _____

Instructions: Write a goal of a character in the top circle below. Add facts or examples in the circles connected to the goal.


Book Title: Green Eggs and Ham



Name: _____ Date: _____

Instructions: Write your topic on the cone. Retell the story in order on each scoop.


Book Title: _____



Name: _____ Date: _____

Instructions: Write your topic on the cone. Retell the story in order on each scoop.

Book Title: Mortimer



Name: _____ Date: _____

Instructions: Before you begin your reading, list details in the first two columns. Fill in the last column after completing your reading.

Book Title: _____

Topic: _____

What I Know	What I Want to Know	What I Learned

Name: _____ Date: _____

Instructions: Before you begin your reading, list details in the first two columns. Fill in the last column after completing your reading.

Book Title: Stellaluna - Bats

Topic: Stellaluna- Bats

What I Know	What I Want to Know	What I Learned
<p>Bats are black</p> <p>Bats fly</p> <p>Bats eat bugs</p>	<p>Where do bats live?</p> <p>How long do they live?</p> <p>How do the communicate?</p> <p>Do they lay eggs?</p>	<p>They talk by echolocation.</p> <p>They live in caves and sleep upside down.</p> <p>They have live babies.</p>

Name: _____ Date: _____

Instructions: List the Sequence of Events on the writing lines.

Book Title: _____



Name: _____ Date: _____

Instructions: List the Sequence of Events on the writing lines.

Book Title: Verde

A ladder-shaped writing area with two vertical black bars on the sides and horizontal lines in the center. The lines are arranged in pairs, with a dashed midline between the top and bottom lines of each pair. The text is centered on these lines.

A little green snake wants to play.

All the grown yellow snakes like to lay
around and are boring.

The green snake never wants to be like
the yellow snakes.

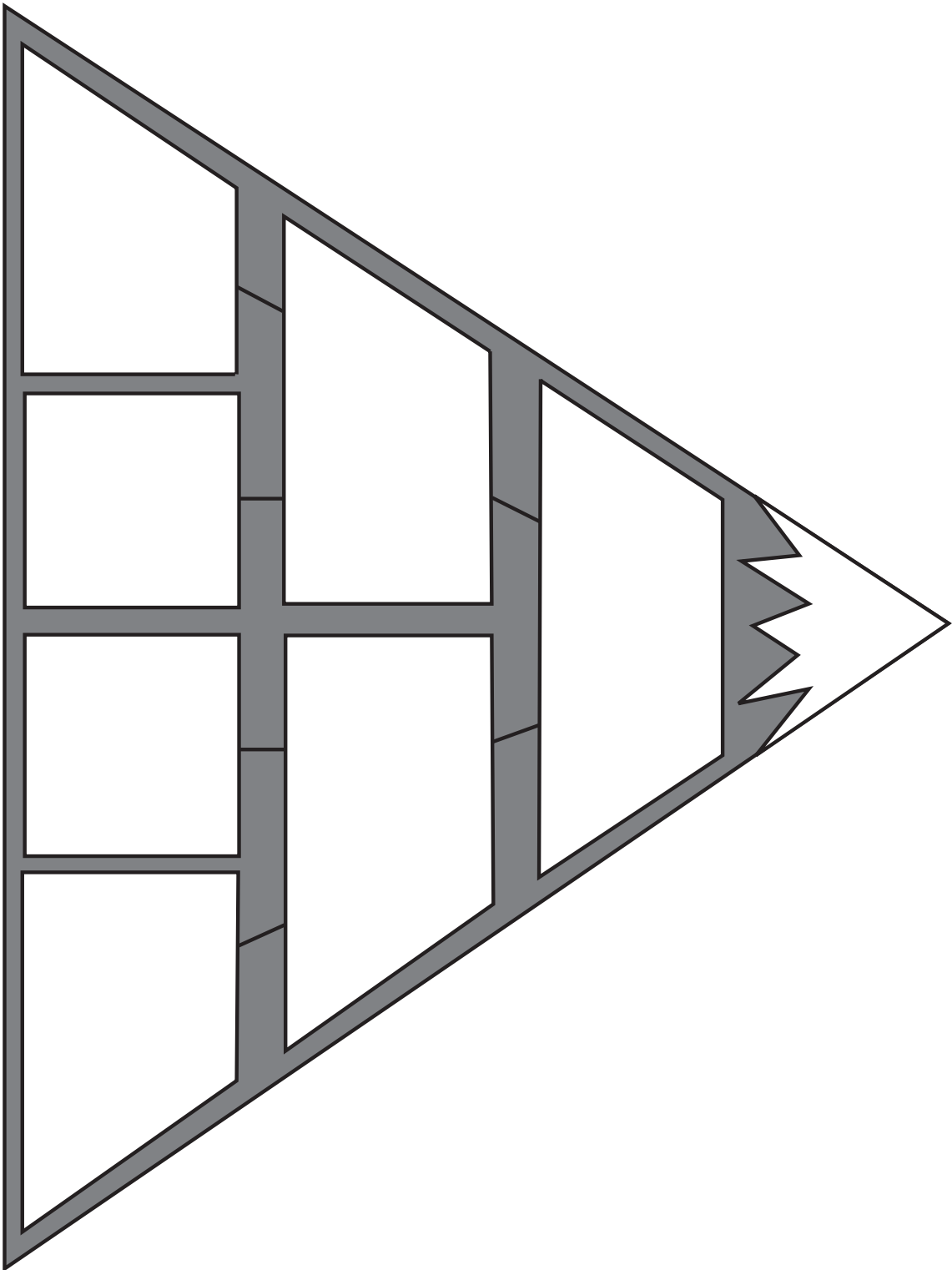
The little snake gets in a lot of trouble and
danger by not being careful and zipping
around all the time.

He decides to be more careful and safe and be-
comes more like the older yellow snakes.

Name: _____ Date: _____

Instructions: Put the main idea on the top of the mountain. Put supporting ideas in the shapes below.

Book Title: _____

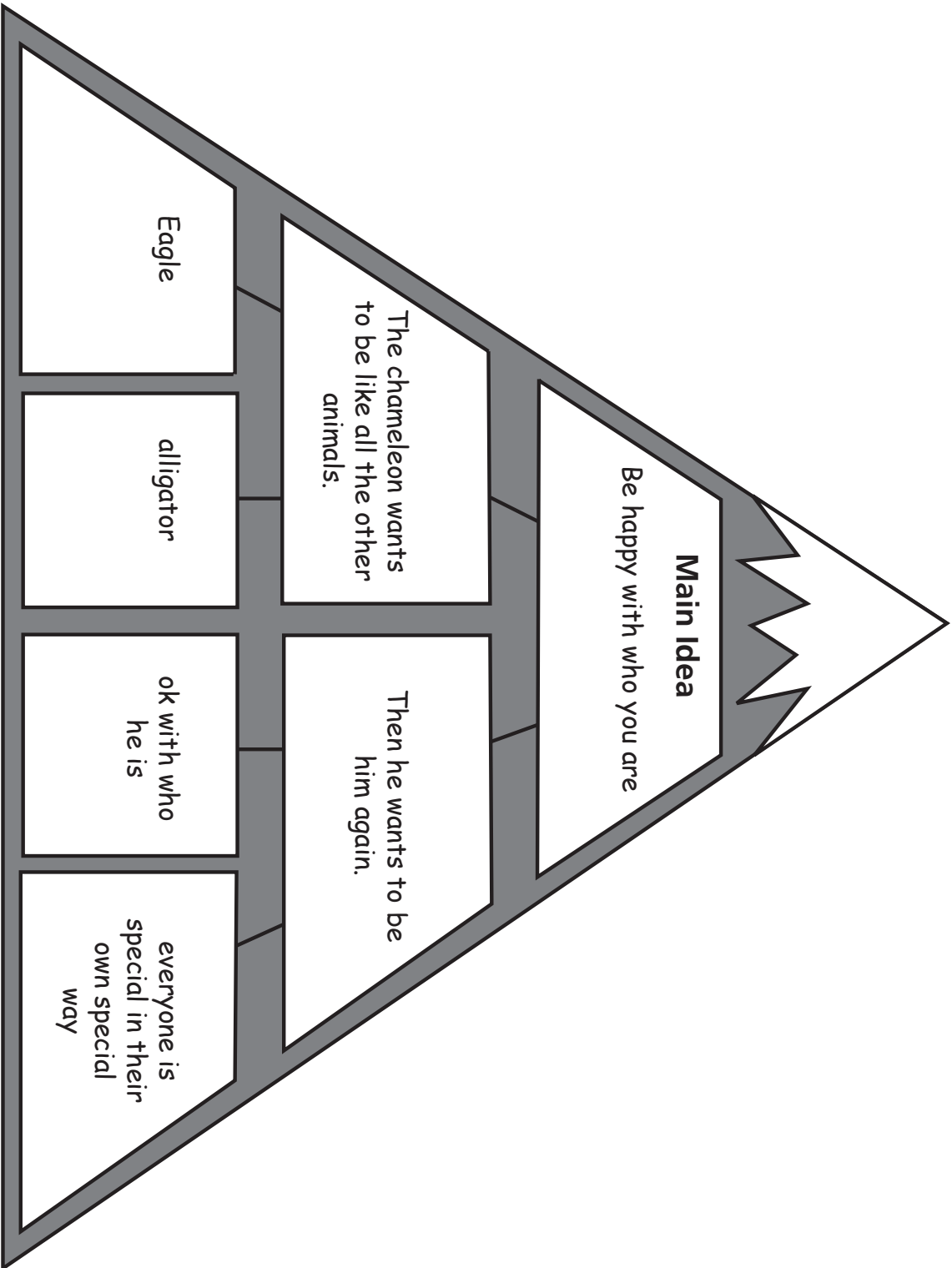


Mountain Idea Map

Name: _____ Date: _____

Instructions: Put the main idea on the top of the mountain. Put supporting ideas in the shapes below.

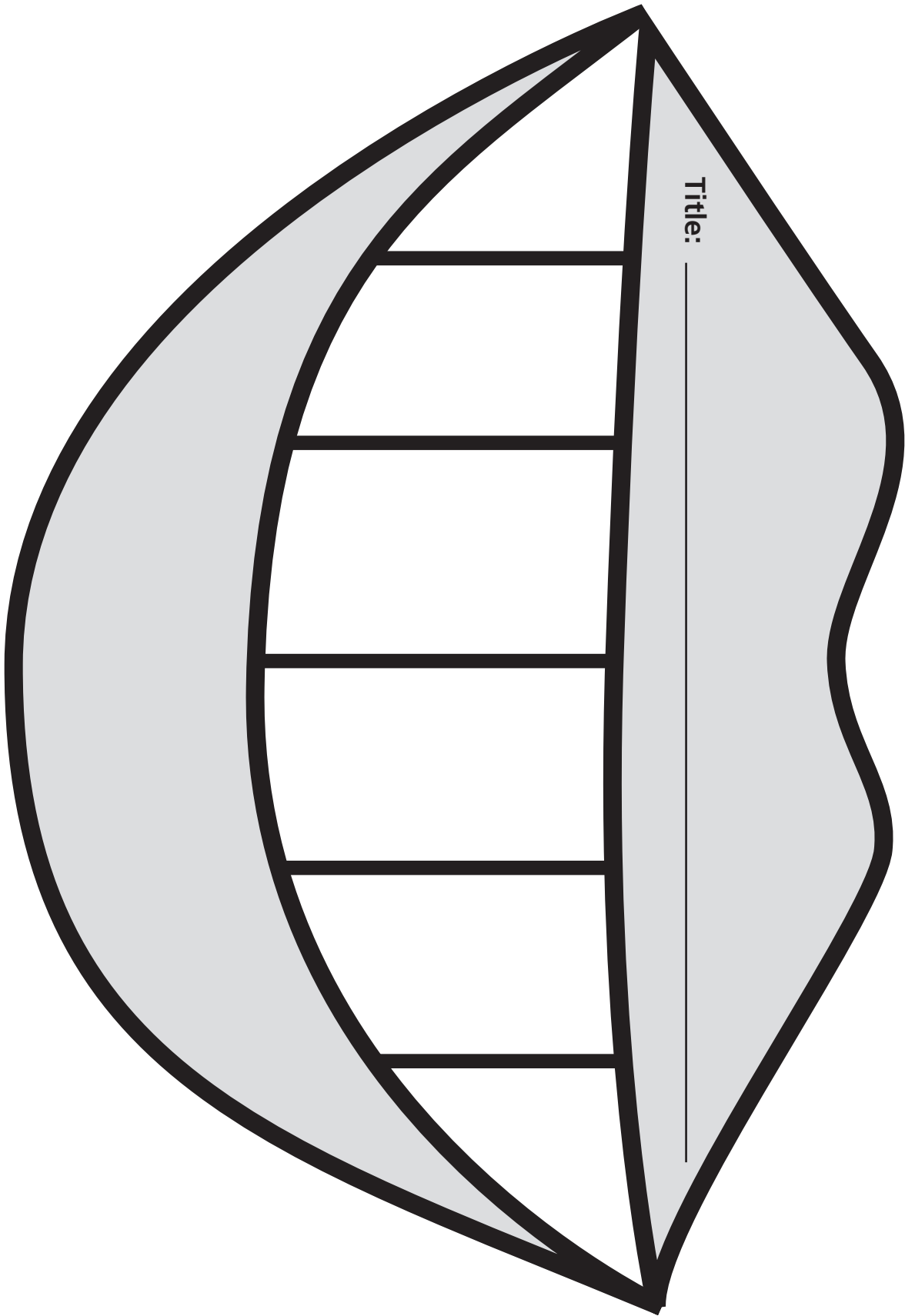
Book Title: A Color of His Own



Name: _____ Date: _____

Instructions: Put the title in the top lip. Put events in each tooth.

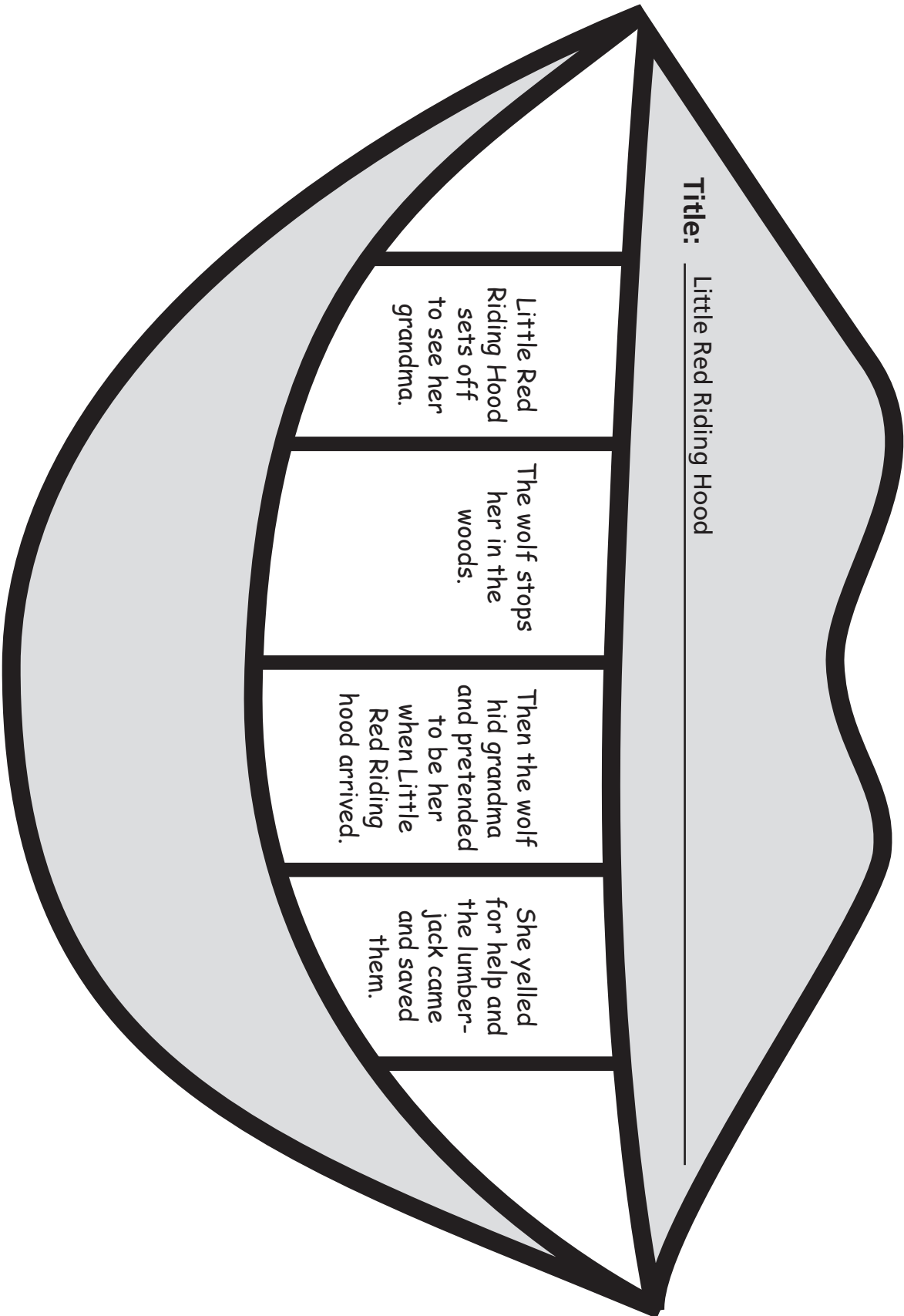
Book Title: _____



Name: _____ Date: _____

Instructions: Put the title in the top lip. Put events in each tooth.

Book Title: Little Red Riding Hood _____



My Prediction Table

Name: _____ Date: _____

Instructions: Fill out the table below using the story you read.

Book Title: _____

What I Predict	Clues from the Story	Changes to my Prediction

My Prediction Table

Name: _____ Date: _____

Instructions: Fill out the table below using the story you read.

Book Title: The Three Little Pigs

What I Predict	Clues from the Story	Changes to my Prediction
<p>They pigs will all build different kinds of houses.</p>	<p>"The pigs set off to build a home on their own."</p>	<p>no change</p>
<p>A wolf will trick the pigs, so he can eat them.</p>	<p>There was a wolf hiding behind a tree, watching the pigs leave home.</p>	<p>The pigs are escaping, so maybe they will end up tricking the wolf.</p>

Observation Chart

Name: _____ Date: _____

Instructions: List details for each sense in the correct column.

Book Title: _____

Sight	Sound	Touch	Taste	Smell

Observation Chart

Name: _____ Date: _____

Instructions: List details for each sense in the correct column.

Book Title: Farm-Charlotte's Web

Sight	Sound	Touch	Taste	Smell
animals- dogs cats horses pigs chickens fence barns dirt house	animals- bark meow nay oink cluck	dirty dusty windy	dirty chalky	dirty chalky poop fresh cut grass

Prediction Chart

Name: _____ Date: _____

Instructions: Fill in the boxes below using the story you read.

Book Title: _____

What I Predict

Clues That Helped Me Predict

title _____

pictures _____

characters _____

events _____

what I already know _____

What Really Happened

Prediction Chart

Name: _____ Date: _____

Instructions: Fill in the boxes below using the story you read.

Book Title: The Lion, The Witch, and The Wardrobe

What I Predict
I think the children are going to go to a mysterious land through a wardrobe and meet a lion and a witch.

Clues That Helped Me Predict
title The Lion, the Witch, and the Wardrobe
pictures yes - the cover
characters were listed in the title
events _____
what I already know _____

What Really Happened
I was right about my prediction. It was not very hard because the title told me alot. The witch was mean and the Lion was nice.

Problem - Solution Chart

Name: _____ Date: _____

Instructions: List story problems in the first column. List solutions in the right column.

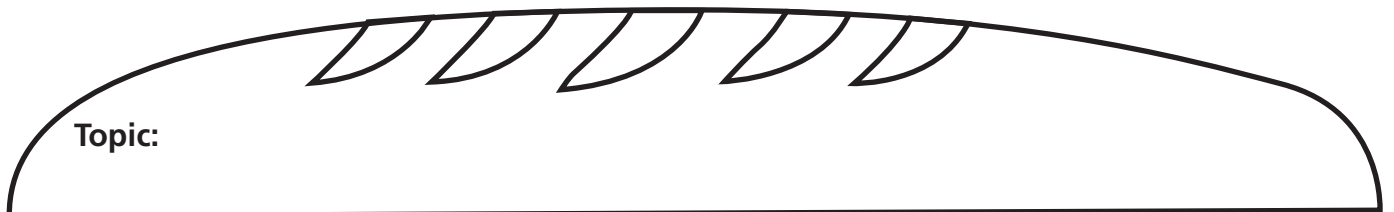
Book Title: The Lion, The Witch, and The Wardrobe

Possible Problem	Possible Solution
1. The children get lost	The children have an adventure and
2. The children can't get home	whatever problems they have, they will
3. The children get eaten by a Lion	stick together and find their way home.
4. The children get caught by a witch	

Name: _____ Date: _____

Instructions: Write the sequence of events of your story in the sandwich layers.
Add a concluding sentence at the bottom.


Book Title: _____



Topic: _____



Detail: _____



Detail: _____



Detail: _____




Concluding sentence: _____


Name: _____ Date: _____

Instructions: Write the sequence of events of your story in the sandwich layers.
Add a concluding sentence at the bottom.

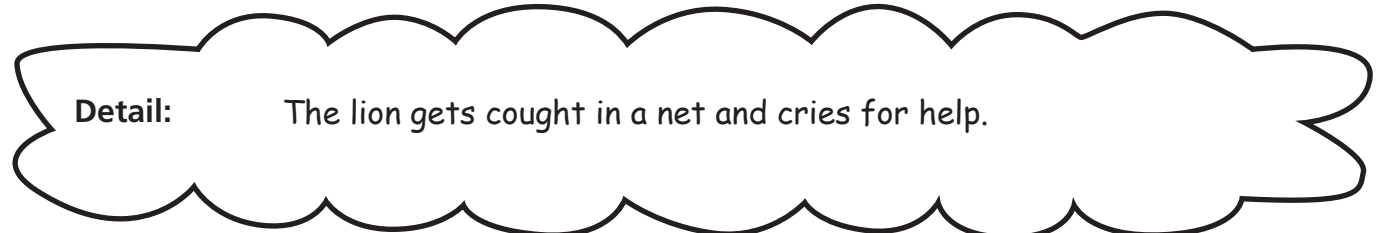
Book Title: The Lion and the Mouse



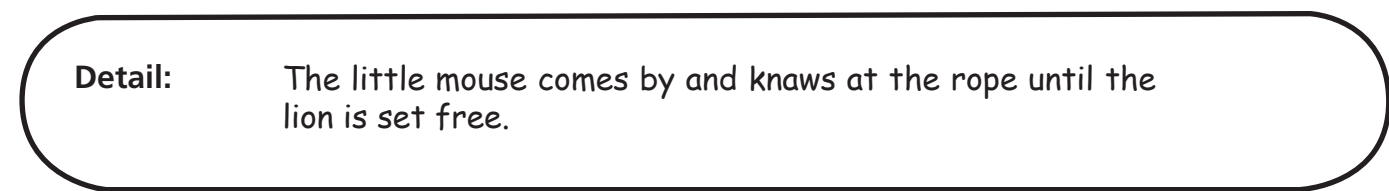
Topic: A lion catches a little mouse and is about to eat him, but the mouse says he should let him go because someday he may help him.




Detail: The lion laughs so hard that a little mouse thinks he could help a powerful lion that he lets him go.



Detail: The lion gets caught in a net and cries for help.



Detail: The little mouse comes by and gnaws at the rope until the lion is set free.








Concluding sentence: The lion thanks the little mouse and realizes something so small and weak can help something big and strong like him.

Name: _____ Date: _____

Instructions: List details for each sentence in it's column.






Book Title: _____

Name: _____ Date: _____

Instructions: List details for each sentence in it's column.

Book Title: Farm - No, no Titus

				
animals- dogs cats horses pigs chickens fence barns dirt house	animals- bark meow nay oink cluck	dirty dusty windy	dirty chalky	poop fresh cut grass

Name: _____ Date: _____

Instructions: List steps or events in time order.

Book Title: _____

First
Next
Next
Next
Next
Next
Next
Next
Last

Name: _____ Date: _____

Instructions: List steps or events in time order.

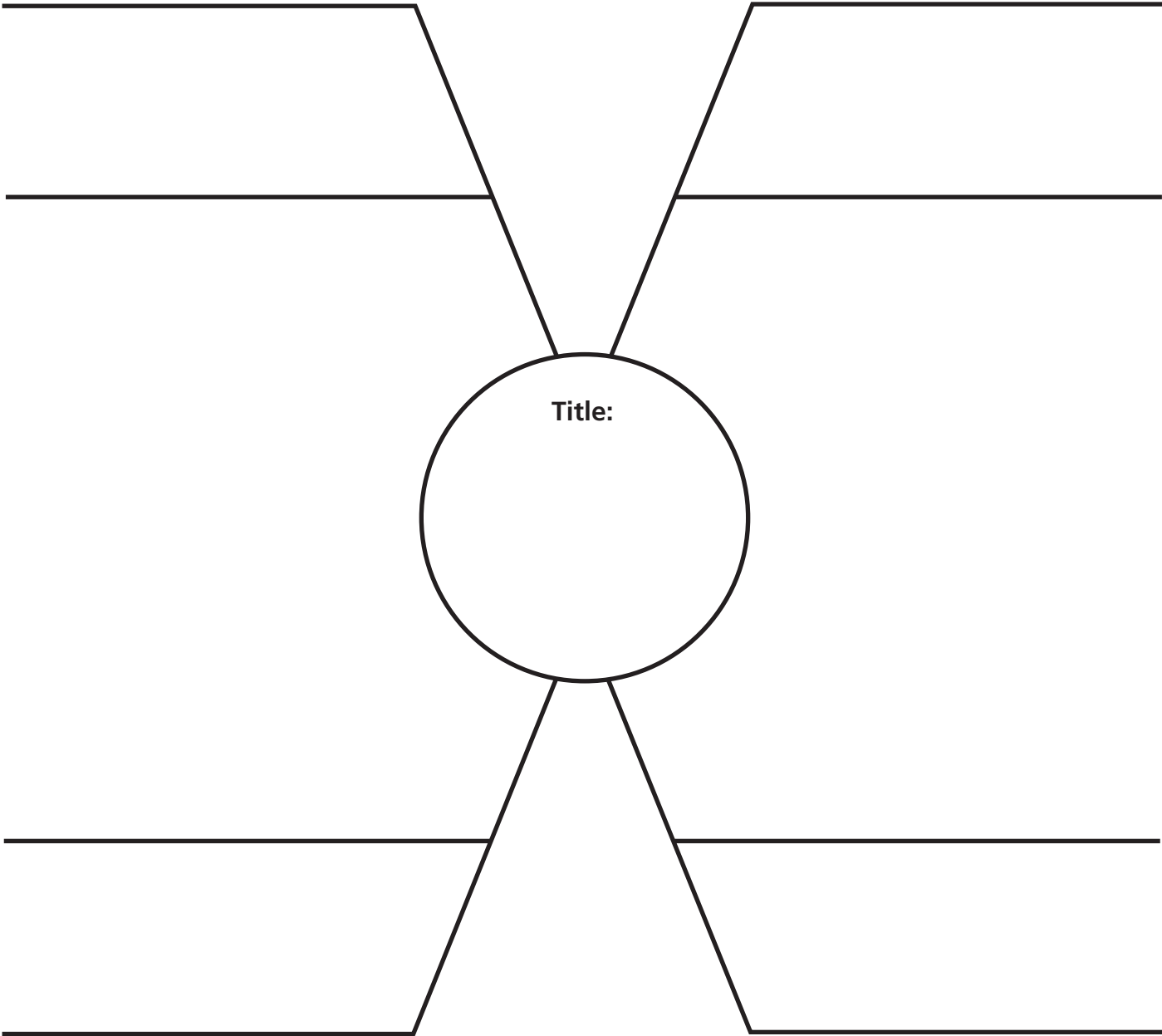
Book Title: Snow White

First	Snow White is a princess and lives in a castle with her father.
Next	Her father dies and a witch throws her out because she wants to be the fairest in the land.
Next	Snow White runs into the woods where she meets 7 dwarfs who help her.
Next	The witch wants her dead, so she puts a spell on an apple and delivers it to Snow White.
Next	Snow White takes a bite of the apple and dies.
Next	The dwarfs and animals are so sad, they have a memorial for her in the woods.
Next	Prince Charming appears and gives a kiss to Snow White.
Last	Snow White awakes and they live happily ever after.

Name: _____ Date: _____

Instructions: Write the story elements on the slanted lines that connect to the circle.
Write details on the branching lines.

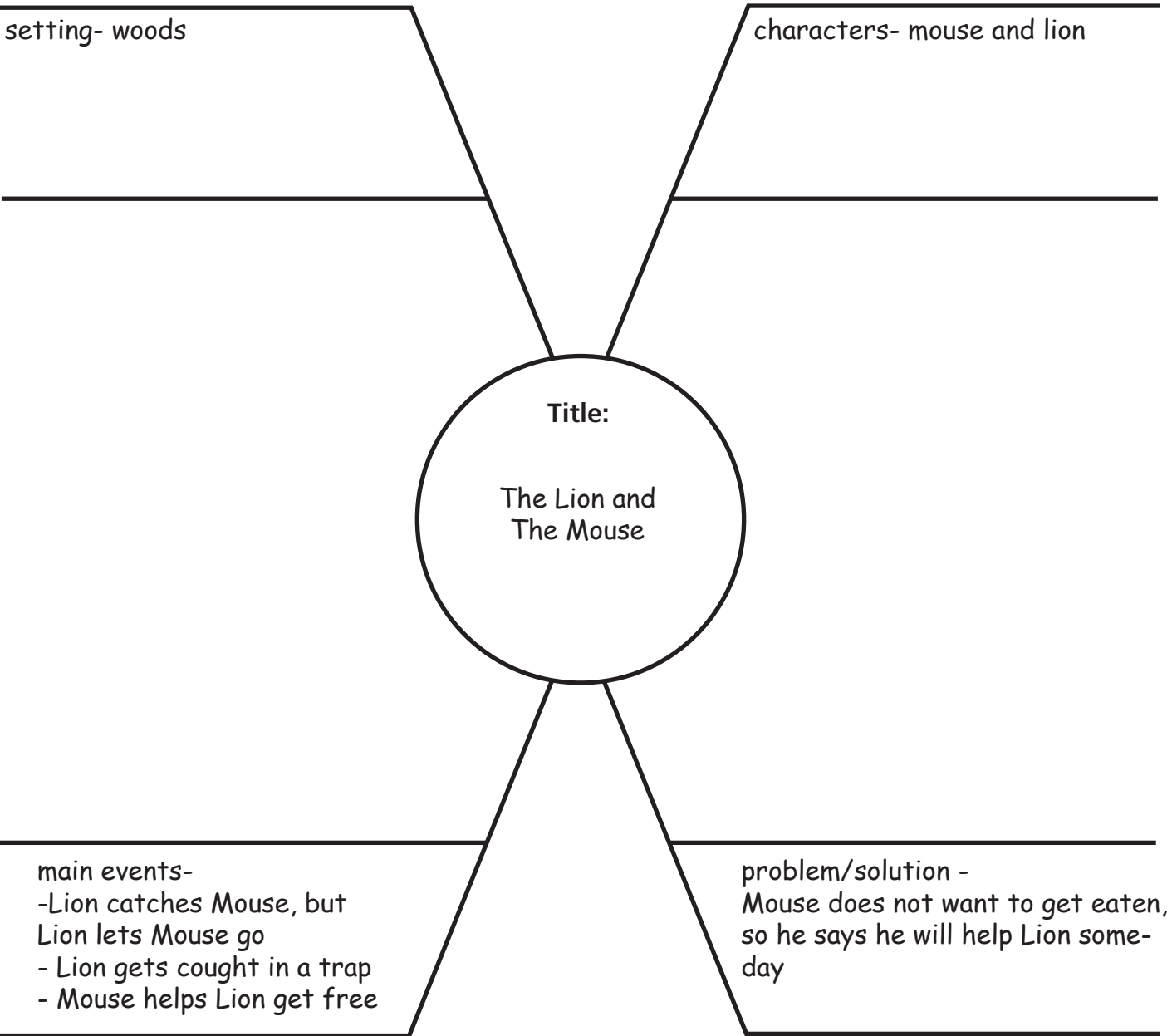
Book Title: _____



Name: _____ Date: _____

Instructions: Write the story elements on the slanted lines that connect to the circle. Write details on the branching lines.

Book Title: The Lion and The Mouse



Name: _____ Date: _____

Instructions: Write each step in order. Add details.

Book Title: _____

Steps	Details
Step 1:	
Step 2:	
Step 3:	
Step 4:	
Step 5:	

Name: _____ Date: _____

Instructions: Write each step in order. Add details.

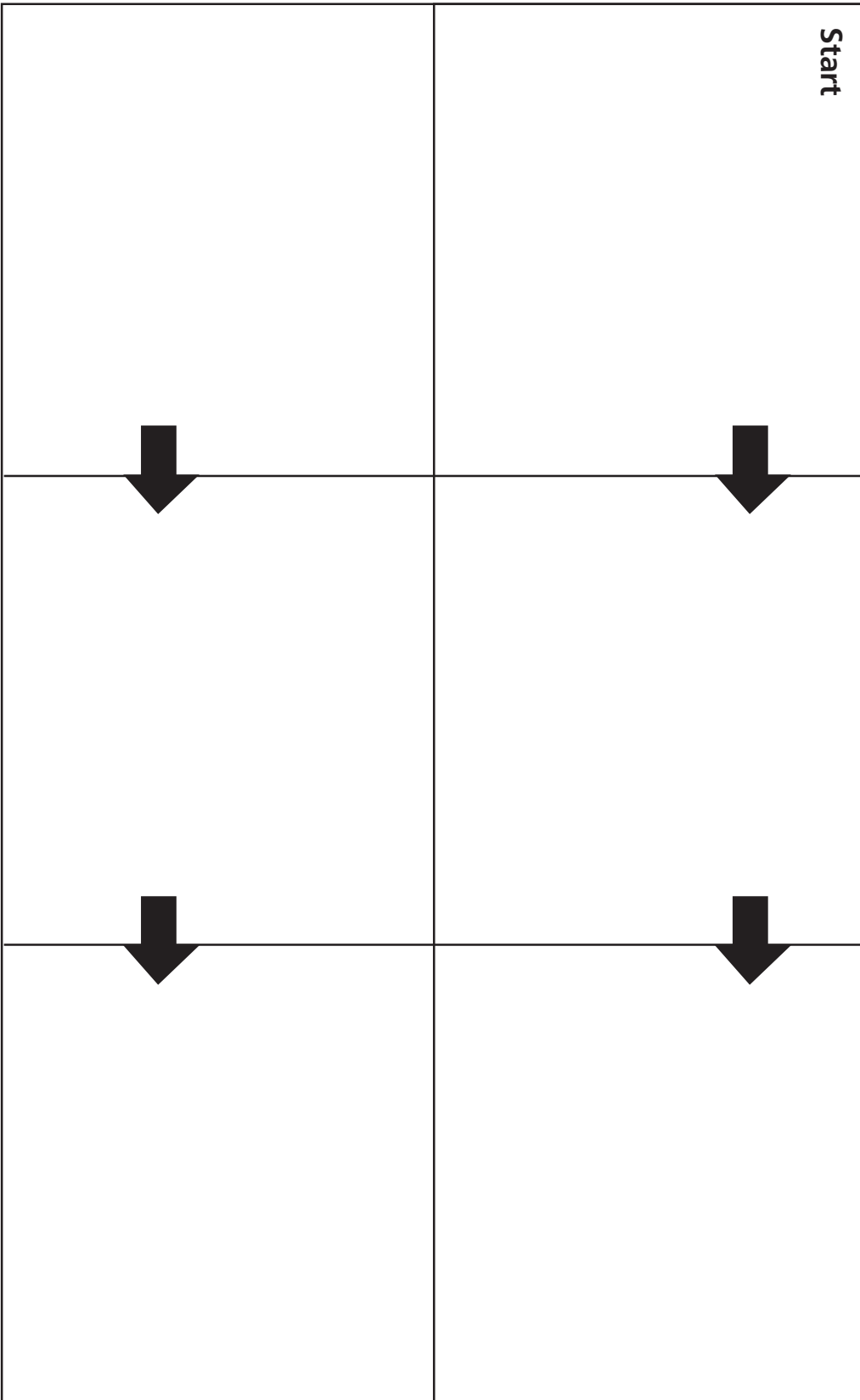
Book Title: Mortimer

Steps	Details
<p>Step 1: Mortimer goes to bed.</p>	<p>His mother puts him to bed and tells him to go to sleep.</p>
<p>Step 2: Mortimer sings.</p>	<p>"Clang, clang, rattle bing bang, gonna make my noise all day!!"</p>
<p>Step 3: His family tells him to be quiet.</p>	<p>Mom, dad, brothers and sisters, policeman</p>
<p>Step 4: His family begins to fight.</p>	<p>They begin to argue about Mortimer downstairs, he gets sleepy waiting for them.</p>
<p>Step 5: Mortimer goes to sleep.</p>	<p>The End.</p>

Name: _____ Date: _____

Instructions: Write what happens in the beginning of the story in the "start" box. Follow the arrows and fill in what happens for the rest of the story.

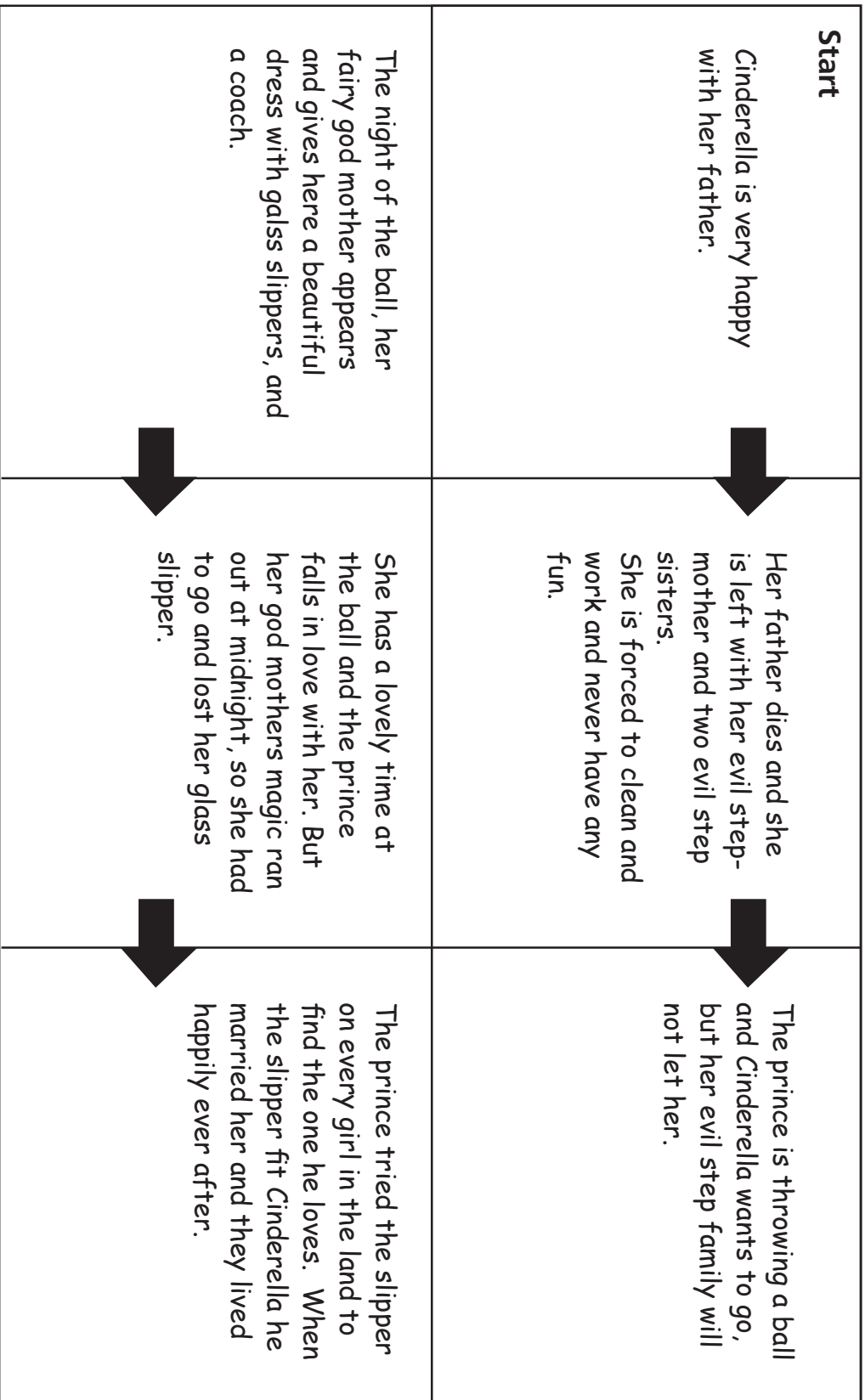
Book Title: _____



Name: _____ Date: _____

Instructions: Write what happens in the beginning of the story in the "start" box. Follow the arrows and fill in what happens for the rest of the story.

Book Title: Cinderella



Name: _____ Date: _____

Instructions: Write notes in each section.

Book Title: _____

Setting:	Time:	Place:
-----------------	--------------	---------------



Characters:



Problem:



Plot / Events:

Resolution:

Name: _____ Date: _____

Instructions: Write notes in each section.

Book Title: Cinderella

Setting: kingdom	Time: long time ago	Place: palace
----------------------------	-------------------------------	-------------------------



Characters: Cinderella
Step-mother
Step-sisters
Fairy god mother
Prince



Problem: Cinderella is made to work all the time by her evil step-mother and she cannot go to the ball.



Plot / Events: Cinderella's fairy god mother appears and uses her magic to make Cinderella beautiful and ready for the ball.

Resolution: She loses her slipper at the ball. When the prince finds out the slipper fits Cinderella he marries her and they live happily ever after.

Name: _____ Date: _____

Instructions: Write notes in each section.

Book Title: _____

Setting:
Where:
When:



Major Characters:
Minor Characters:



Plot / Problem:



Event 1:

Event 2:

Event 3:



Outcome:

Name: _____ Date: _____

Instructions: Write notes in each section.

Book Title: David's Father

Setting: In a neighborhood and
Where: at David's house

When:

Major Characters: David, his father, Julie

Minor Characters: bullies, store owner, grandma

Plot / Problem: Julie is scared of David's father, who is a giant.

Event 1:

He makes her a nice dinner.

Event 2:

He scares away the bullies.

Event 3:

He gives Julie a band-aide when she falls and hurts her knee.

Outcome: Julie and David become very good friends and Julie really likes David's father.

Name: _____ Date: _____

Instructions: Write notes in each section.

Book Title: _____

Beginning



Middle



End

Name: _____ Date: _____

Instructions: Write notes in each section.**Book Title:** No, No Titus

Beginning Titus is a dog who lives on a farm. He knows what everyone else's job is on the farm, but does not know what his is.



Middle One night a fox gets onto the farm and Titus scares him away and saves the chickens from getting eaten.



End Everyone on the farm is very proud of Titus and he now knows what his purpose is on the farm.

Name: _____ Date: _____

Instructions: Write notes in each section. Use your notes to make a complete summary below.

Book Title: _____

Beginning

First,



Middle

Next,



End

Last,

Summary:

Name: _____ Date: _____

Instructions: Write notes in each section. Use your notes to make a complete summary below.Book Title: Chrysanthemum**Beginning****First,**

Chrysanthemum loves her name.

**Middle****Next,**

Then she goes to school and everyone makes fun of her name. They say it is the name of a flower and it is so long! She was not sure she liked her name anymore.

**End****Last,**

Chysanthemum's music teacher, who everyone loves, had a baby and she named it Chysanthemum. Everyone liked the name now. So did Chysanthemum.

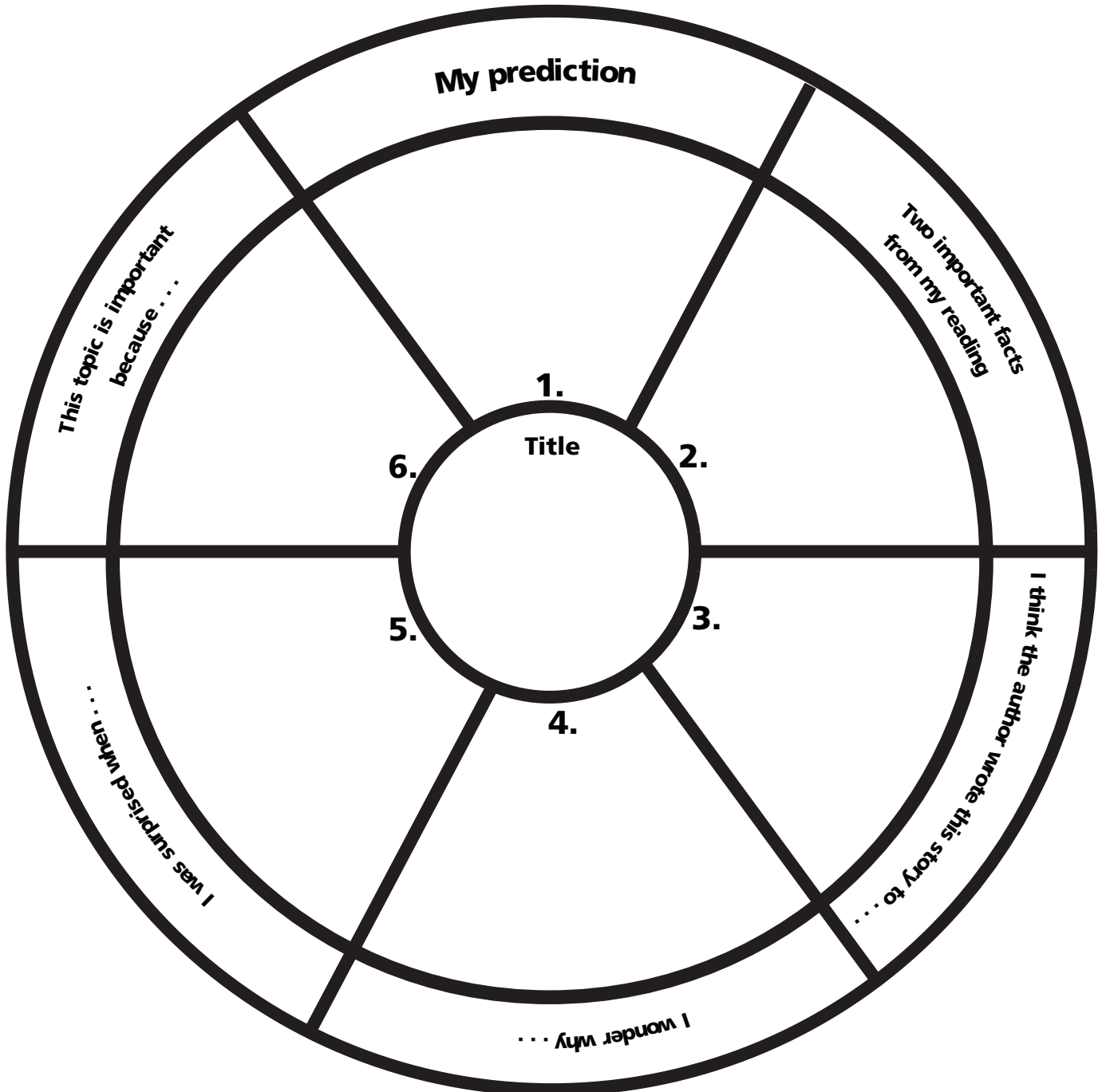
Summary:

Chysanthemum loves her name. Then she goes to school and everyone makes fun of her name. They say it is the name of a flower an it is so long! She was not sure she liked her name anymore. Chysanthemum's music teacher, who everyone loves, had a baby and she named it Chysanthemum. Everyone liked the name now. So did Chysanthemum.

Name: _____ Date: _____

Instructions: Use this organizer as you read a story, book or article.

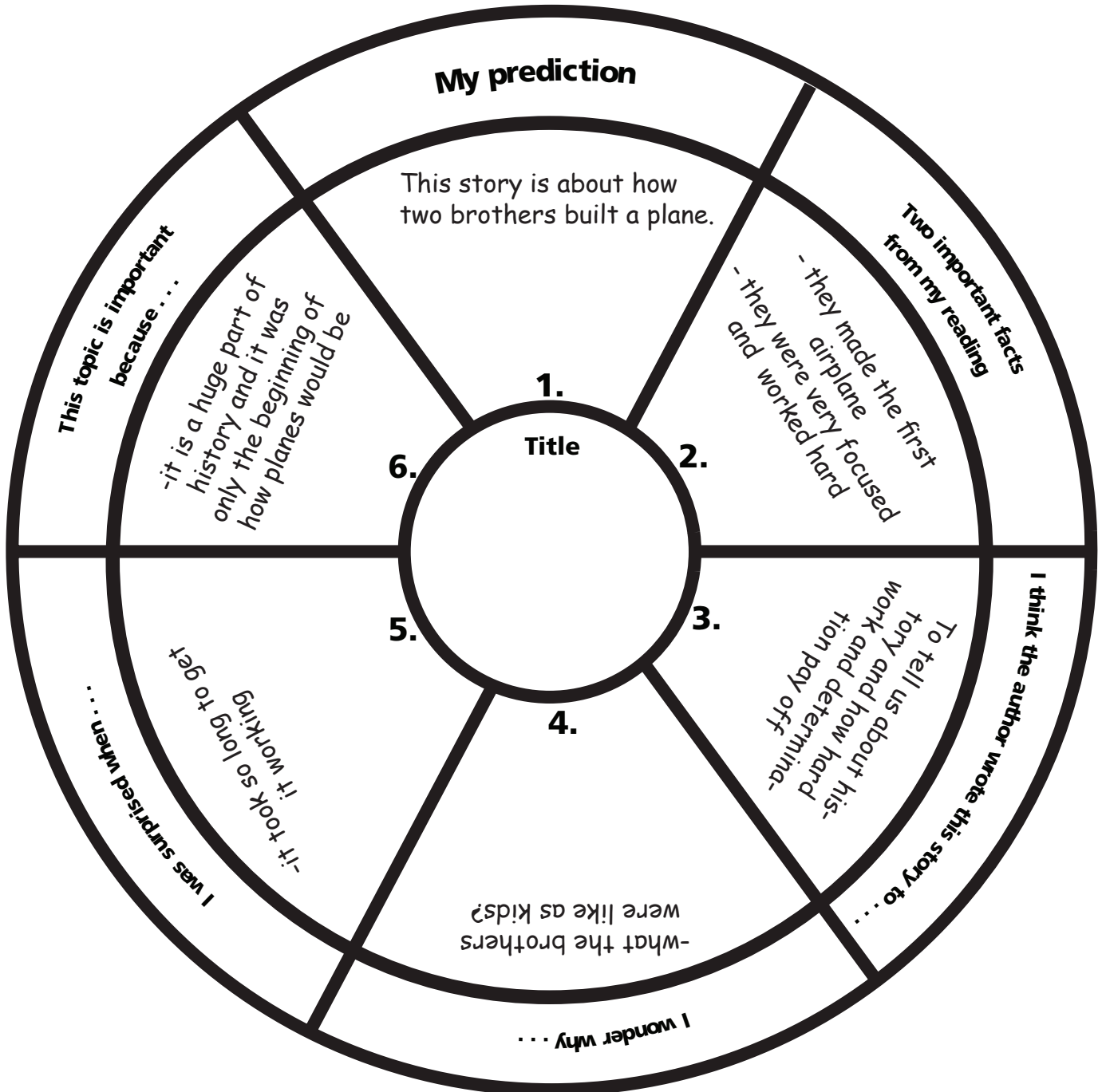
Book Title: _____



Name: _____ Date: _____

Instructions: Use this organizer as you read a story, book or article.

Book Title: The Wright Brothers



Text Image Chart

Name: _____ Date: _____

Instructions: Write words from the text on the left and draw what the words make you picture in your head on the right side.

Book Title: _____

Text

Image

Name: _____ Date: _____

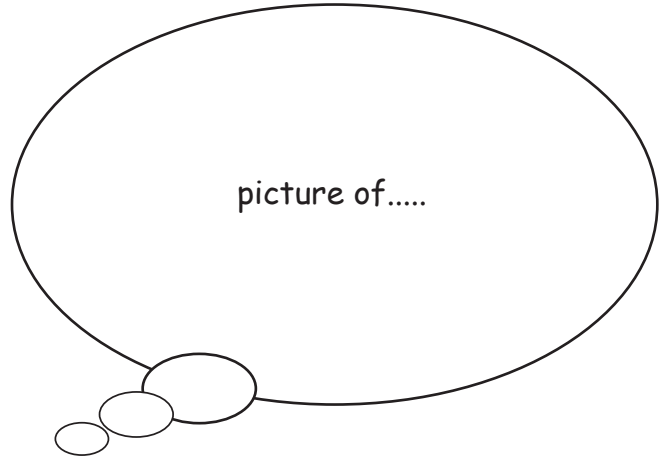
Instructions: Write words from the text on the left and draw what the words make you picture in your head on the right side.

Book Title: Little Bear Sleeping

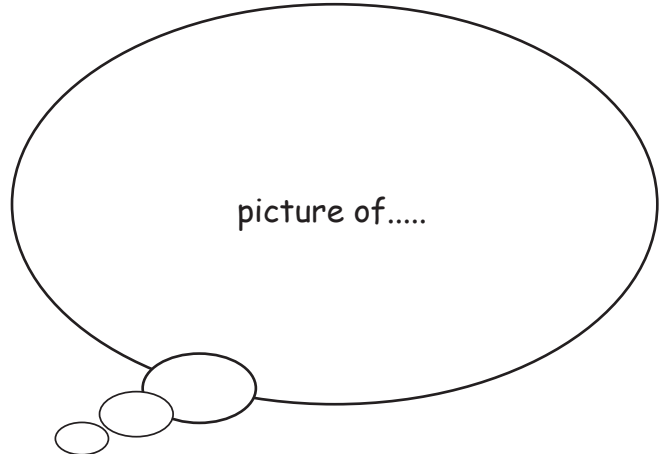
Text

Image

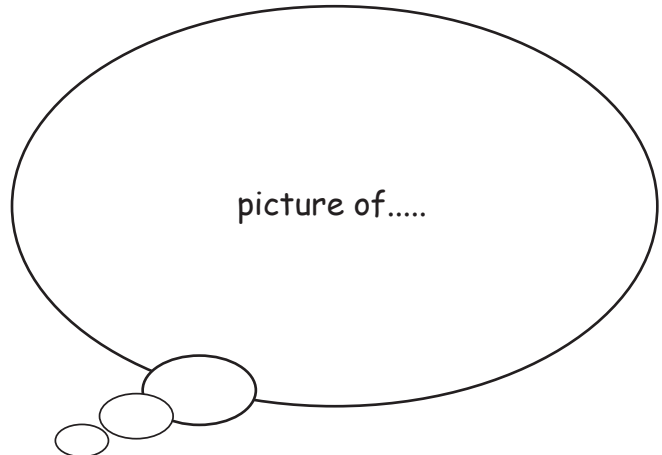
In a little house in the woods,
there was a little bear, yawning.



The yellow moon was rising
in the dark sky.



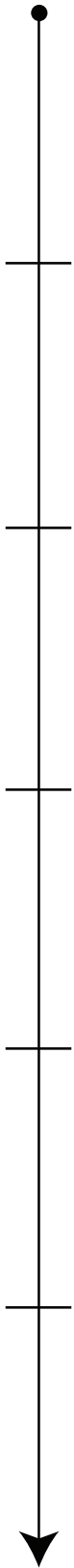
Mother bear rocked back and
forth in front of the fire.



Name: _____ Date: _____

Instructions: Write dates for each event in time order from left to right. Add details along the line.

Book Title: _____

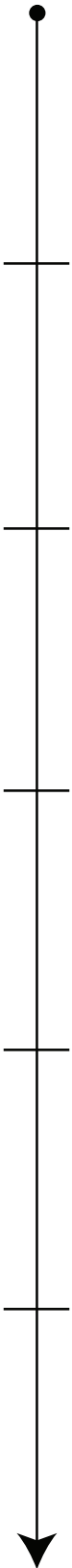


Name: _____ Date: _____

Instructions: Write dates for each event in time order from left to right. Add details along the line.

Book Title: Verde

<p>A little green snake wants to play.</p>	<p>All the grown yellow snakes like to lay around and are boring.</p>	<p>The green snake never like the yellow snakes.</p>	<p>The little snake gets in a lot of trouble and danger by not being careful and zipping around all the time.</p>	<p>He decides to be more careful and becomes more like the older yellow snakes.</p>
--	---	--	---	---

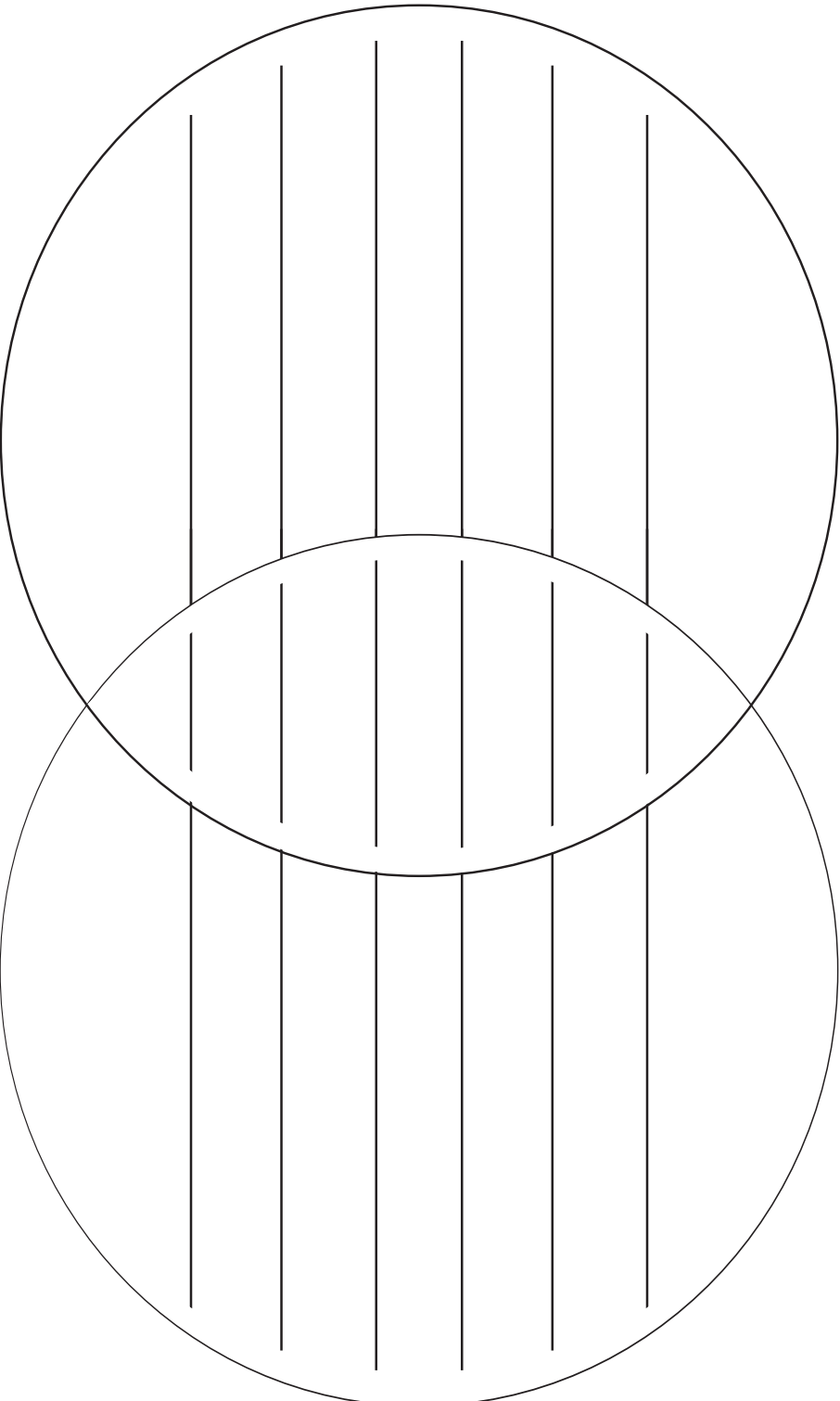


Name: _____ Date: _____

Instructions: Pick two subjects and write characteristics of each in the circles. Things the two subjects have in common write in the middle, overlapping portion.

Book Title: _____

Subject: _____ Subject: _____

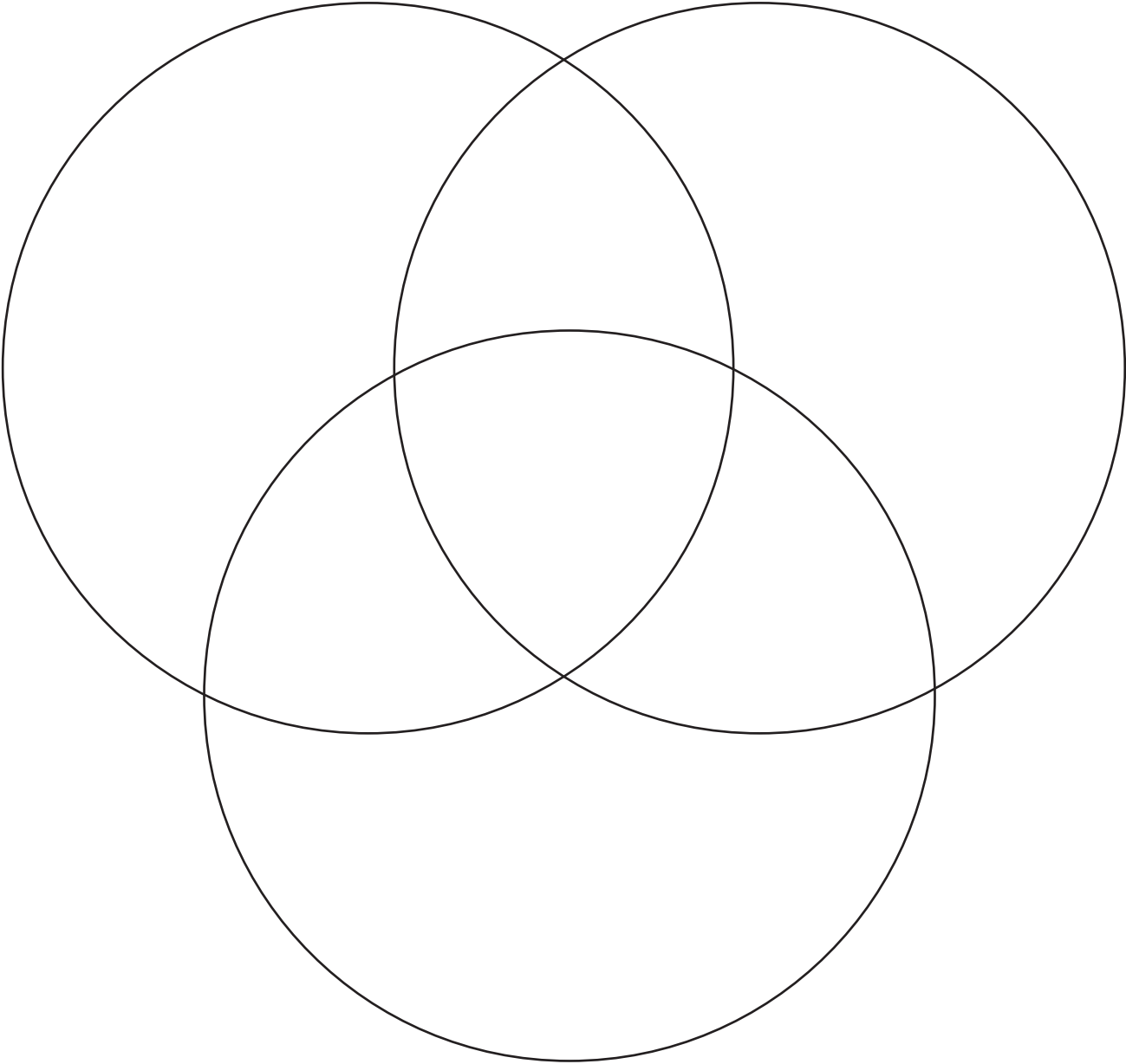


Overlapping Circles

Name: _____ Date: _____

Instructions: Pick three topics. Write characteristics of each in the circles. Things the topics have in common write in the overlapping portions of the circles.

Book Title: _____



Name: _____ Date: _____

Instructions: Pick three topics. Write characteristics of each in the circles. Things the topics have in common write in the overlapping portions of the circles.

Book Title: City Mouse Country Mouse

City

Country

busy
buildings
fast cars
taxis
lots of people
loud

trees
grass
quiet
farms
land

places
you can live there
people
roads

houses
kids
pets
slow cars

Neighborhood

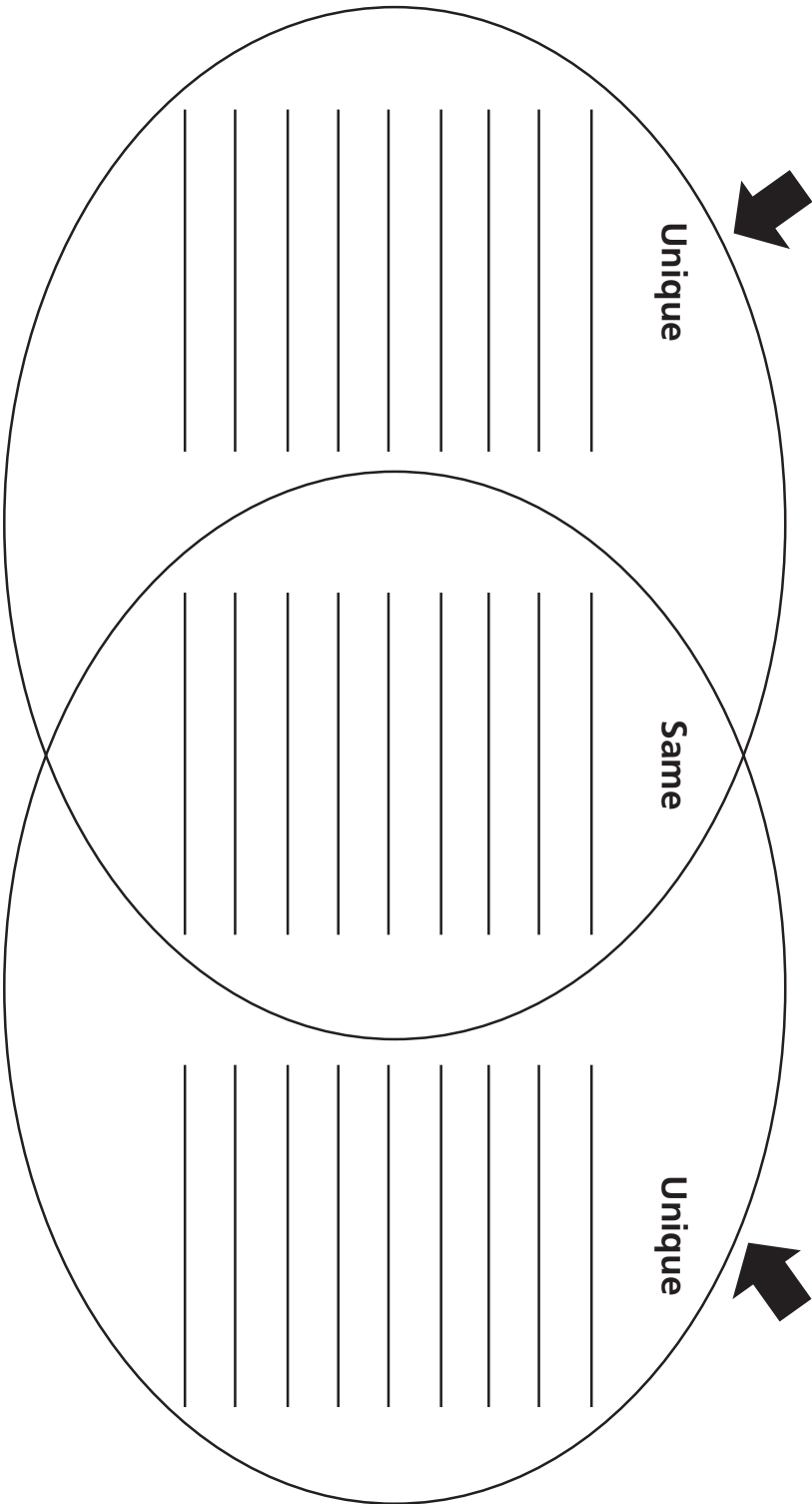
Name: _____ Date: _____

Instructions: Pick two subjects and write characteristics of each in the circles. Things the two subjects have in common write in the middle, overlapping portion.

Book Title: _____

Topic / Concept:

Topic / Concept:



Name: _____ Date: _____

Instructions: Pick two subjects and write characteristics of each in the circles. Things the two subjects have in common write in the middle, overlapping portion.

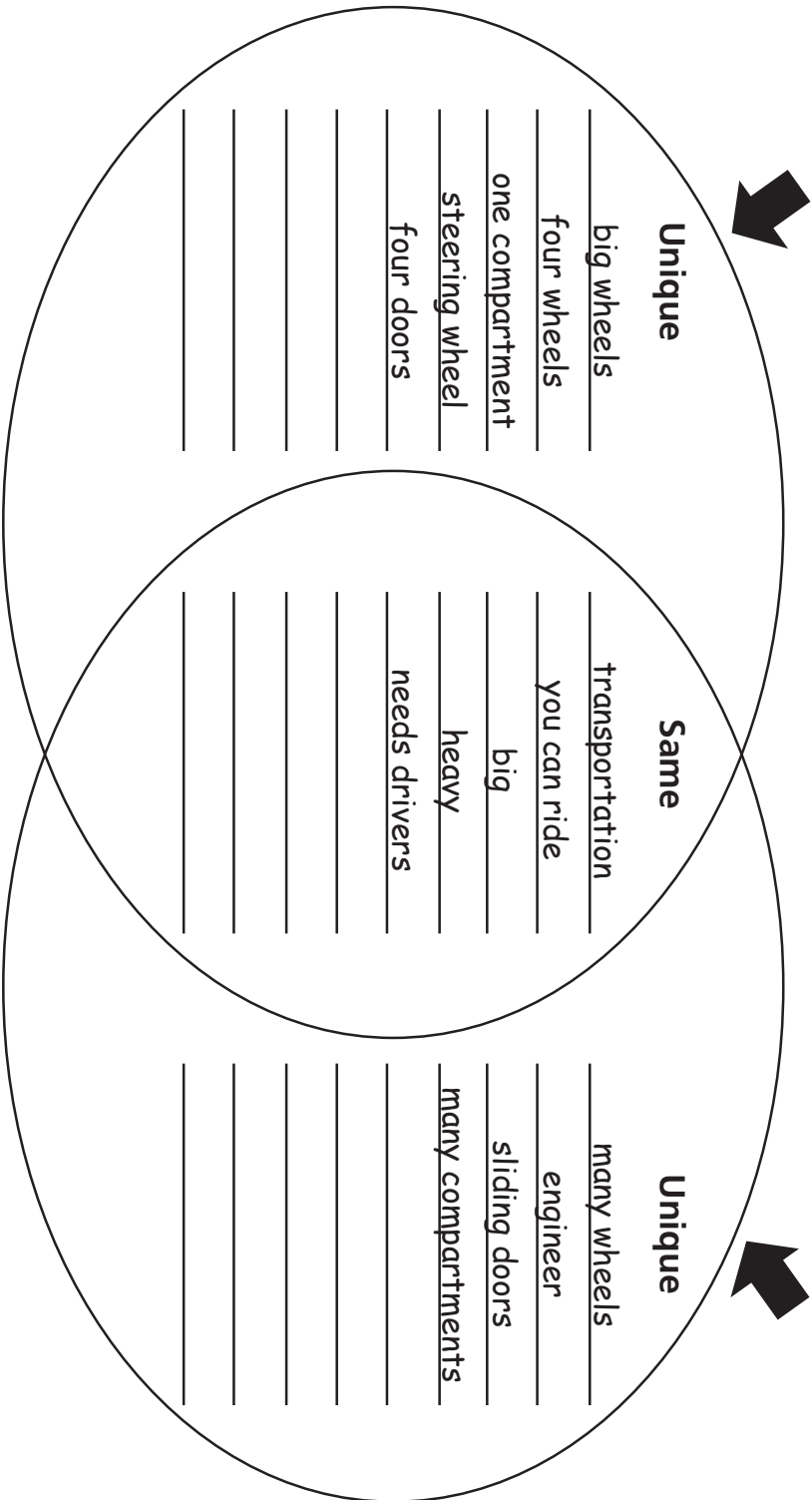
Book Title: City Mouse Country Mouse

Topic / Concept:

Car

Topic / Concept:

Train




Name: _____ Date: _____

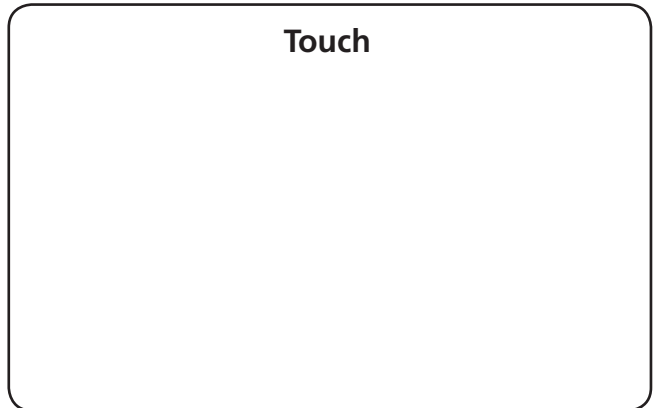
Instructions: Imagine you are a character from the story. Fill in the boxes with what you think that character would see, touch, hear, smell/taste.

Book Title: _____

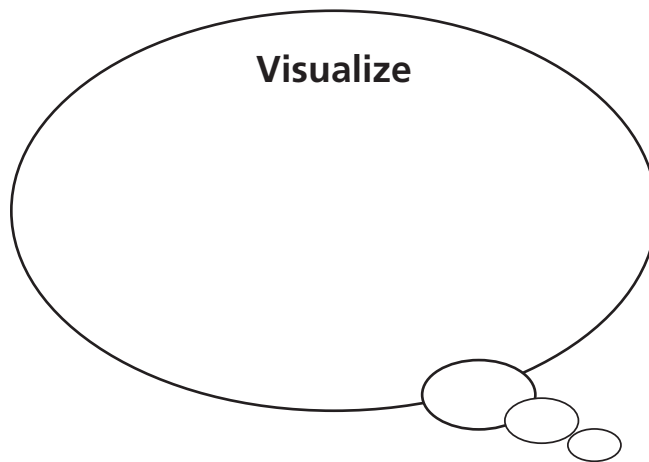
See



Touch




Visualize



Hear



Smell / Taste



Name: _____ Date: _____

Instructions: Imagine you are a character from the story. Fill in the boxes with what you think that character would see, touch, hear, smell/taste.

Book Title: Little Bear Sleeping

See

little house
snow
trees
moon/stars

Touch

cold
windy

Visualize

A little cottage in the woods on a cold and wintry night.

Hear

wind
howling
rustling leaves

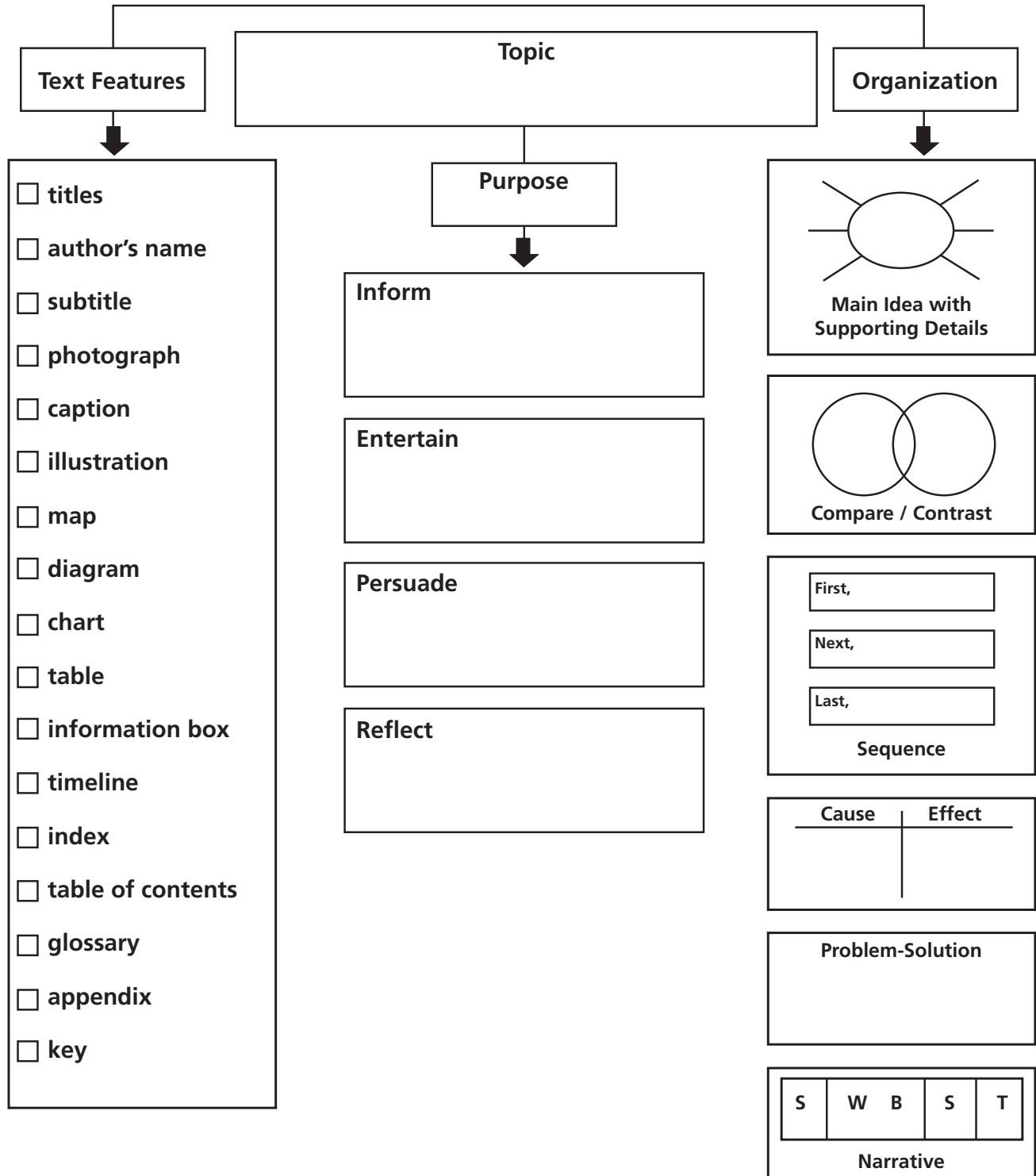
Smell / Taste

snow
wind
smoke
fire

Name: _____ Date: _____

Instructions: Use this sheet to find text features, purpose, and the organization of the text you have just read.

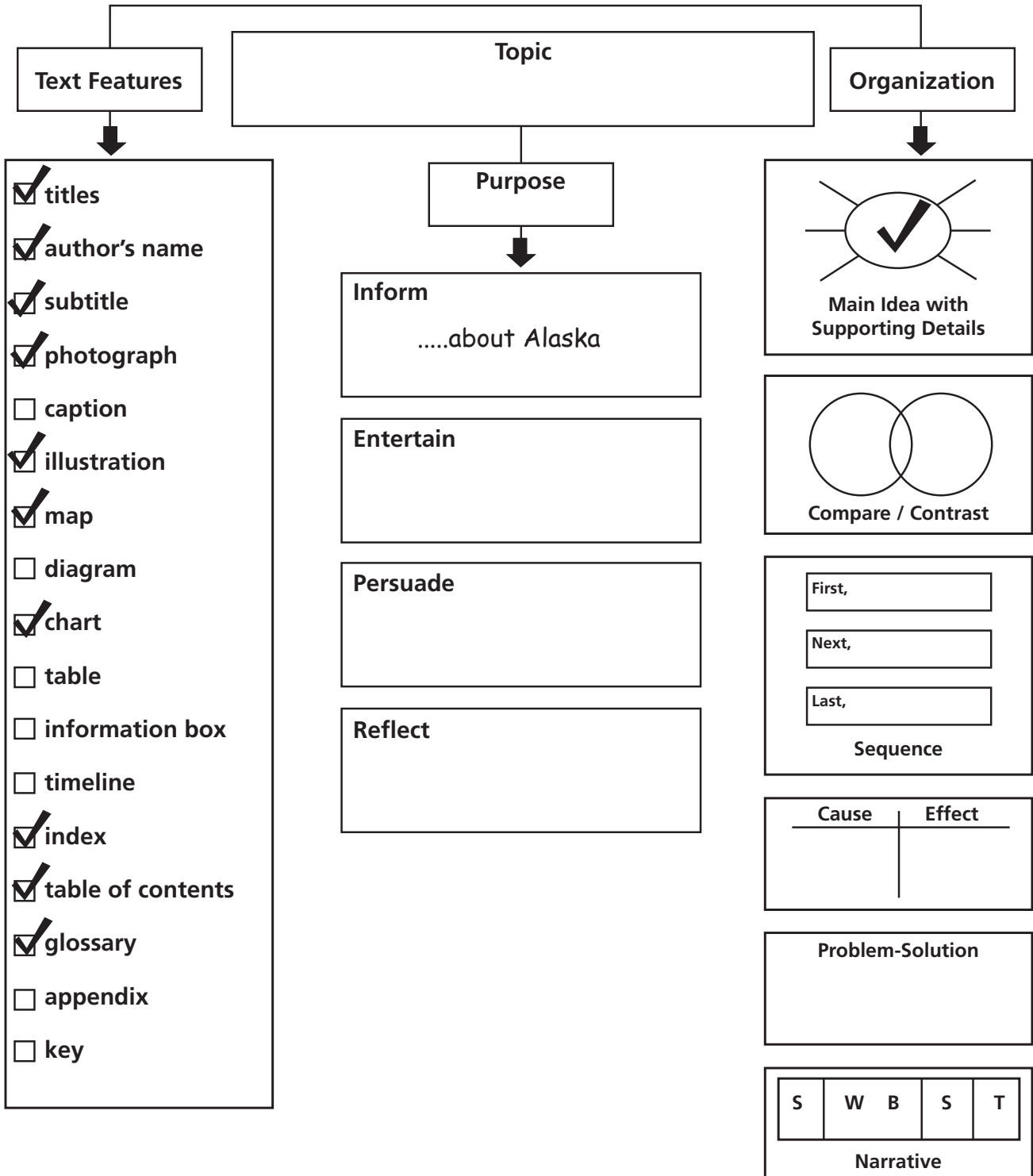
Book Title: _____



Name: _____ Date: _____

Instructions: Use this sheet to find text features, purpose, and the organization of the text you have just read.

Book Title: Alaska



Name: _____ Date: _____

Instructions: Select three things that happened in the story, then determine the cause and effect of the happenings. Under proof write the page numbers of the text you found to support your answers.

Book Title: _____

Cause
(Why did it happen?)

Effect
(What happened?)

Proof



Proof

Proof



Proof

Proof



Proof

Name: _____ Date: _____

Instructions: Select three things that happened in the story, then determine the cause and effect of the happenings. Under proof write the page numbers of the text you found to support your answers.

Book Title: City Mouse Country Mouse

Cause
(Why did it happen?)

Effect
(What happened?)

Proof
pg. 9

Mouse was not used to the Country, so he went out in the open.



Mouse got chased by Owl.

Proof
pg.10

Proof
pg. 11

Mouse was not used to the City, so he went out into the open.



Mouse got chased by cat.

Proof
pg. 12

Proof



Proof

Name: _____ Date: _____


Instructions: Record three parts of text from the story you have just read on the left. Then draw what the text makes you think of on the right.

Book Title: Little Bear Sleeping

**Good Readers visualize as they read.
They make a movie in their heads.**



What the text says



What I visualize in my mind

In a little house in the woods, there was a little bear, yawning.

picture of.....

The yellow moon was rising in the dark sky.

picture of.....

Mother bear rocked back and forth in front of the fire.

picture of.....

Name: _____ Date: _____


Instructions: Record three parts of text from the story you have just read on the left. Then draw what the text makes you think of on the right.

Book Title: _____



**Good Readers visualize as they read.
They make a movie in their heads.**



**What the
text says**



**What I visualize
in my mind**

 What the text says	 What I visualize in my mind

Name: _____ Date: _____

Instructions: Record a sentence from the text on the left and record what the author meant in the sentence on the right.

Book Title: _____

<p>(Generalization)</p> <p>What can the reader tell about _____ ?</p>	
<p>Author's Sentence P _____</p>	<p>Justification (Inference)</p> <p>It shows that</p>
<p>Author's Sentence P _____</p>	<p>Justification (Inference)</p> <p>It shows that</p>
<p>Author's Sentence P _____</p>	<p>Justification (Inference)</p> <p>It shows that</p>



Best Sentence
 Put a star next to the Author's Sentence that **best** supports the Generalization

Name: _____ Date: _____

Instructions: Record a sentence from the text on the left and record what the author meant in the sentence on the right.

Book Title: City Mouse Country Mouse

<p>(Generalization)</p> <p>What can the reader tell about <u>how the mice felt in the place they were visiting.</u></p>	
<p>Author's Sentence P _____</p> <p>The mouse trembled as it saw owl flying overhead.</p>	<p>Justification (Inference)</p> <p>It shows that</p> <p>Mouse was scared.</p>
<p>Author's Sentence P _____</p> <p>Both mice gave a sigh of relief and relaxed in their favorite chairs when they returned home.</p>	<p>Justification (Inference)</p> <p>It shows that</p> <p>The mice were happy to be home.</p>
<p>Author's Sentence P _____</p>	<p>Justification (Inference)</p> <p>It shows that</p>



Best Sentence
 Put a star next to the Author's Sentence that **best** supports the Generalization

Name: _____ Date: _____

Instructions: Record what the text you have just read makes you think of in the bubbles below.

Book Title: Little Bear Sleeping

**Good Readers visualize as they read.
They make a movie in their heads.**

I see...

A sleepy little bear in a cottage in the woods. A fire is burning and the moon is shining.

I hear...


Little Bear making excuses to not go to bed. Mother Bear telling a bedtime story. Animals howling outside.

I smell...

Smoke from the fire.
Mother Bears lotion.
Cookies for a bedtime snack.

I feel...

Tired..like when I don't want to go to sleep.

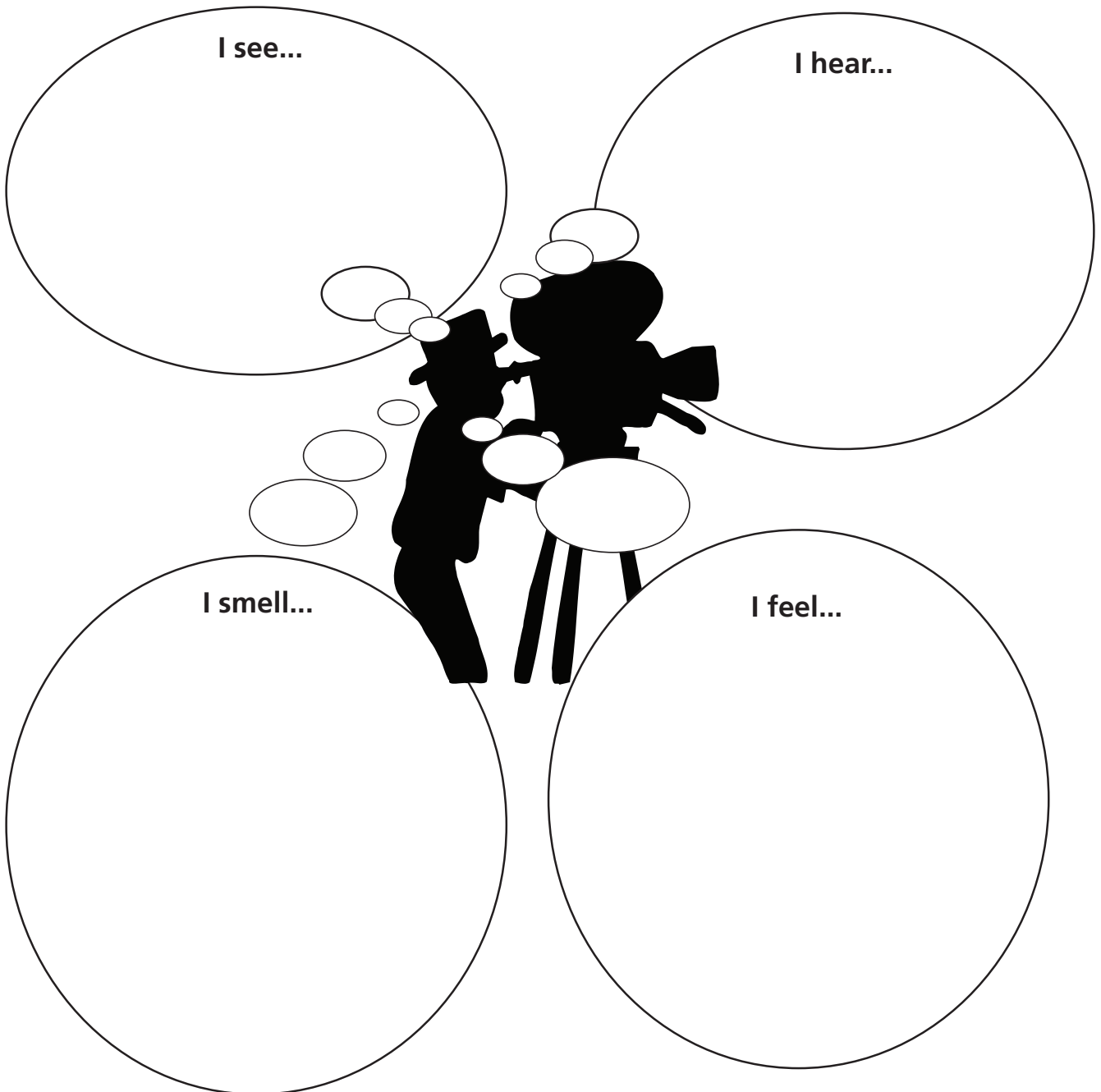


Name: _____ Date: _____

Instructions: Record what the text you have just read makes you think of in the bubbles below.

Book Title: _____

**Good Readers visualize as they read.
They make a movie in their heads.**



I see...

I hear...

I smell...

I feel...

Name: _____ Date: _____

Instructions: Organize your thoughts in the table below to create a summary for the story you have just read.

Book Title: _____

Somebody (character)	Wanted/Needed - but (problem)	So (main events)	Then (resolution)
Proof _____	Proof _____	Proof _____	Proof _____

Summary
Two or three sentence summary:

Name: _____ Date: _____

Instructions: Organize your thoughts in the table below to create a summary for the story you have just read.

Book Title: Lily's Purple Plastic Purse

Somebody (character)	Wanted/Needed - but (problem)	So (main events)	Then (resolution)
<p>Proof _____</p> <p>Lily</p>	<p>Proof _____</p> <p>is very excited about getting a new purple plastic purse, some sunglasses, and some shiny coins.</p>	<p>Proof _____</p> <p>so, she takes these things to school she gets in trouble and writes a mean note to the teacher she loves.</p>	<p>Proof _____</p> <p>Then, Lily apologizes to her teacher and everything is ok.</p>

Summary

Two or three sentence summary:

 Lily is very excited about getting a new purple plastic purse, _____
 some sunglasses, and some shiny coins. So, she takes these things to school she gets in
 trouble and writes a mean note to the teacher she loves. Then, Lily apologizes to her

 teacher and everything is ok.

Main Idea Chart

Name: _____ Date: _____

Instructions: Use the table below to create the main idea of the story you have read.

Book Title: _____ Check One _____

Page _____ Paragraph _____ Whole Text _____

Who	What	Why

This text is mostly about:

P _____

Supporting Detail

P _____

Supporting Detail

P _____

Supporting Detail

Main Idea Chart

Name: _____ Date: _____

Instructions: Use the table below to create the main idea of the story you have read.

Book Title: The very Hungry Caterpillar Check One _____

Page _____ Paragraph _____ Whole Text _____

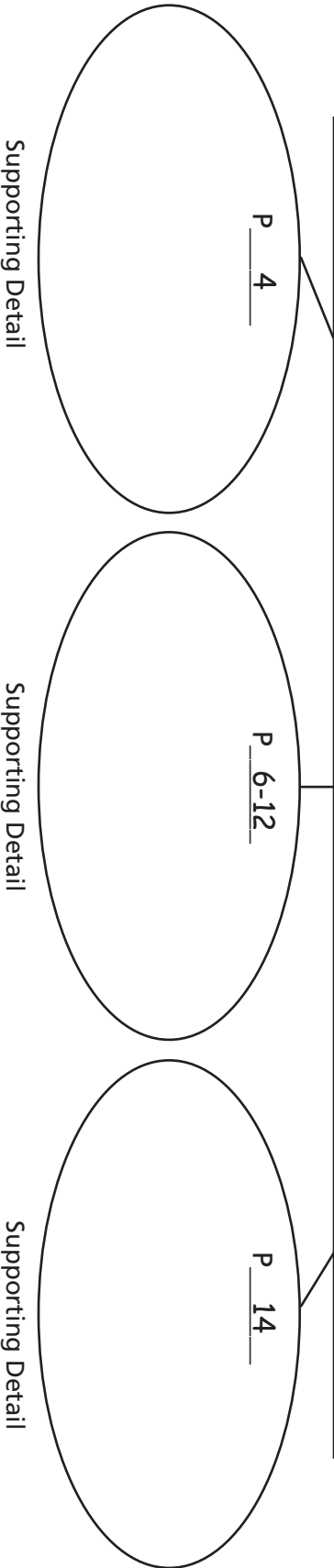
Who	What	Why
-----	------	-----

Caterpillar hatches from an egg on a leaf.	He eats and eats and eats. He builds a cocoon.	He turns into a beautiful butterfly.
--	--	--------------------------------------

This text is mostly about:

 Caterpillar hatches from an egg on a leaf. He eats and eats and eats. He builds a cocoon.

 He turns into a beautiful butterfly.



Name: _____ Date: _____

Instructions: Fill in each section below to create a complete summary of the text you have read. Include paragraph numbers to support your statements.

Book Title: _____

Proof

Summary Element

P _____ Who _____

P _____ What _____

P _____ Why _____

P _____ When _____

P _____ Where _____

P _____ How _____

Summary (WWWWWH)

Two or three sentence summary:

Main Idea (WWW)

This passage is mostly about:

Name: _____ Date: _____

Instructions: Fill in each section below to create a complete summary of the text you have read. Include paragraph numbers to support your statements.

Book Title: Charlotte's Web

Proof

Summary Element

P 24 **Who** Wilber the pig and all the other animals on the farm, Charlotte the spider the farmer and his family

P 36 **What** Charlotte kept writing great things in her web about Wilber.

P 52 **Why** Charlotte liked Wilber and did not want him to get killed by the farmer.

P 12 **When** Before Charlotte died

P 40 **Where** On Zuckerman's farm

P 36 **How** Charlotte wrote messages in her web at night to save Wilbers life.

Summary (WWWWWH)

Two or three sentence summary:

Wilber the Pig and Charlotte the Spider were friends who lived on Zuckerman's farm together. The farmer was going to kill Wilber, so Charlotte kept writing amazing messages in her web over Wilbers pen. In the end she had babies, then died and Wilber was very sad. But he got to live on the farm and take care of some of Charlotte's babies.

Main Idea (WWW)

This passage is mostly about:

Charlotte helping Wilber to keep him alive.

Name: _____ Date: _____

Instructions: Use the flow boxes below to fill in events from the text in the order they occurred. Provide pages from the text to support your information.

Book Title: _____

Event

Proof

First,



Next,



Next,



Then,

Name: _____ Date: _____

Instructions: Use the flow boxes below to fill in events from the text in the order they occurred. Provide pages from the text to support your information.

Book Title: Stephanie's Ponytail

Event

Proof

1

First,
Stephanie wears a ponytail to school.
The next day everyone copies her.

2-4



2

Next,
Everyday she wears a different ponytail and the
next day everyone keeps copying her.

6-8



3

Next,
She gets so mad , she tells everyone she is
going to shave her head. They all shave their heads.

10-12



4







Then,
Stephanie does not shave her head, she
wears a nice ponytail.

15

Name: _____ Date: _____

Instructions: Pick two characters from the story. Fill in the table below describing the listed characteristics.

Book Title: _____

Character		Character
	<p>says</p> 	
	<p>does</p> 	
	<p>thinks</p> 	
	<p>feels</p> 	
	<p>looks like</p> 	
	<p>Changes</p> 	
	<p>Character Trait(s)</p>	

Name: _____ Date: _____

Instructions: Pick two characters from the story. Fill in the table below describing the listed characteristics.

Book Title: Three Little Pigs

Character- Pigs		Character- Wolf
"Not by the hair of my chinny, chin-chin"	<p>says</p>	"I'll huff and I'll puff and I'll blow your house down"
builds houses	<p>does</p>	chases the liittle pigs and blows their houses down
I'll be safe at my brothers house	<p>thinks</p>	I am not letting these pigs get away
scared	<p>feels</p>	hungry
pigs	<p>looks like</p>	wolf
they will not be lazy next time and build a sturdier house	<p>Changes</p>	after he gets tricked, he runs away
	<p>Character Trait(s)</p>	



LION Graphic Organizers Reference

LION Literacy Level:LLLLIS F

TEKS Exp: **K.06A** Instructional Area: **Recalling Details**

- 3 [Story Grammar Chart](#) [Sample](#)
- 4 [Boxes](#) [Sample](#)
- 5 [Main Idea Web](#) [Sample](#)
- 6 [5 Ws Chart](#) [Sample](#)
- 7 [Summary Web](#) [Sample](#)
- 8 [Book Summary](#) [Sample](#)
- 9 [Brace Map](#) [Sample](#)
- 10 [Bubble Map](#) [Sample](#)
- 14 [Clock](#) [Sample](#)
- 18 [Picture Summary](#) [Sample](#)
- 19 [E-Chart](#) [Sample](#)
- 21 [Flow Chart](#) [Sample](#)
- 22 [Yard Gate](#) [Sample](#)
- 23 [Goals Web](#) [Sample](#)
- 24 [Ice Cream Cone](#) [Sample](#)
- 26 [Ladder](#) [Sample](#)
- 27 [Mountain Idea Map](#) [Sample](#)
- 32 [Problem-Solution Chart](#) [Sample](#)
- 35 [Sequence Chart](#) [Sample](#)
- 36 [Spider Map](#) [Sample](#)
- 38 [Story Board](#) [Sample](#)
- 39 [Story Map 1](#) [Sample](#)
- 41 [BME Map](#) [Sample](#)
- 42 [Summary Chart](#) [Sample](#)

TEKS Exp: **K.08F19D** Instructional Area: **Inferences**

- 53 [Inferences and Generalizations](#) [Sample](#)

LION Literacy Level:LLL000 F

TEKS Exp: **K.08F19D** Instructional Area: **Inferences**

- 53 [Inferences and Generalizations](#) [Sample](#)

LION Literacy Level:LLL025 F

TEKS Exp: **K.08F19D** Instructional Area: **Inferences**

- 53 [Inferences and Generalizations](#) [Sample](#)

LION Literacy Level:LLL050 F

TEKS Exp: **K.06A** Instructional Area: **Recalling Details**

- 3 [Story Grammar Chart](#) [Sample](#)
- 4 [Boxes](#) [Sample](#)
- 5 [Main Idea Web](#) [Sample](#)
- 6 [5 Ws Chart](#) [Sample](#)
- 7 [Summary Web](#) [Sample](#)
- 8 [Book Summary](#) [Sample](#)
- 9 [Brace Map](#) [Sample](#)
- 10 [Bubble Map](#) [Sample](#)
- 14 [Clock](#) [Sample](#)
- 18 [Picture Summary](#) [Sample](#)
- 19 [E-Chart](#) [Sample](#)
- 21 [Flow Chart](#) [Sample](#)
- 22 [Yard Gate](#) [Sample](#)
- 23 [Goals Web](#) [Sample](#)
- 24 [Ice Cream Cone](#) [Sample](#)
- 26 [Ladder](#) [Sample](#)
- 27 [Mountain Idea Map](#) [Sample](#)
- 32 [Problem-Solution Chart](#) [Sample](#)
- 35 [Sequence Chart](#) [Sample](#)
- 36 [Spider Map](#) [Sample](#)
- 38 [Story Board](#) [Sample](#)



LION Graphic Organizers Reference

- 39 [Story Map 1](#) [Sample](#)
- 41 [BME Map](#) [Sample](#)
- 42 [Summary Chart](#) [Sample](#)

TEKS Exp: **K.08F19D** Instructional Area: **Characters**

- 53 [Inferences and Generalizations](#) [Sample](#)

TEKS Exp: **K.08F19D** Instructional Area: **Inferences**

- 53 [Inferences and Generalizations](#) [Sample](#)

LION Literacy Level:LLL050 NF

TEKS Exp: **K.08F19D** Instructional Area: **Inferences**

- 53 [Inferences and Generalizations](#) [Sample](#)

LION Literacy Level:LLL075 F

TEKS Exp: **K.08F19D** Instructional Area: **Inferences**

- 53 [Inferences and Generalizations](#) [Sample](#)

LION Literacy Level:LLL075 NF

TEKS Exp: **K.06A** Instructional Area: **Sequencing**

- 3 [Story Grammar Chart](#) [Sample](#)
- 4 [Boxes](#) [Sample](#)
- 5 [Main Idea Web](#) [Sample](#)
- 6 [5 Ws Chart](#) [Sample](#)
- 7 [Summary Web](#) [Sample](#)
- 8 [Book Summary](#) [Sample](#)
- 9 [Brace Map](#) [Sample](#)
- 10 [Bubble Map](#) [Sample](#)
- 14 [Clock](#) [Sample](#)
- 18 [Picture Summary](#) [Sample](#)
- 19 [E-Chart](#) [Sample](#)
- 21 [Flow Chart](#) [Sample](#)
- 22 [Yard Gate](#) [Sample](#)

- 23 [Goals Web](#) [Sample](#)
- 24 [Ice Cream Cone](#) [Sample](#)
- 26 [Ladder](#) [Sample](#)
- 27 [Mountain Idea Map](#) [Sample](#)
- 32 [Problem-Solution Chart](#) [Sample](#)
- 35 [Sequence Chart](#) [Sample](#)
- 36 [Spider Map](#) [Sample](#)
- 38 [Story Board](#) [Sample](#)
- 39 [Story Map 1](#) [Sample](#)
- 41 [BME Map](#) [Sample](#)
- 42 [Summary Chart](#) [Sample](#)

TEKS Exp: **K.08F19D** Instructional Area: **Characters**

- 53 [Inferences and Generalizations](#) [Sample](#)

LION Literacy Level:LLL100 F

TEKS Exp: **1.09A** Instructional Area: **Problem/Solution**

- 3 [Story Grammar Chart](#) [Sample](#)
- 4 [Boxes](#) [Sample](#)
- 5 [Main Idea Web](#) [Sample](#)
- 6 [5 Ws Chart](#) [Sample](#)
- 7 [Summary Web](#) [Sample](#)
- 8 [Book Summary](#) [Sample](#)
- 9 [Brace Map](#) [Sample](#)
- 10 [Bubble Map](#) [Sample](#)
- 14 [Clock](#) [Sample](#)
- 18 [Picture Summary](#) [Sample](#)
- 19 [E-Chart](#) [Sample](#)
- 21 [Flow Chart](#) [Sample](#)
- 22 [Yard Gate](#) [Sample](#)
- 24 [Ice Cream Cone](#) [Sample](#)



LION Graphic Organizers Reference

26	Ladder	Sample
32	Problem-Solution Chart	Sample
33	Deli Sandwich Chart	Sample
35	Sequence Chart	Sample
36	Spider Map	Sample
38	Story Board	Sample
39	Story Map 1	Sample
41	BME Map	Sample
42	Summary Chart	Sample
55	Narrative Summary	Sample
56	Main Idea Chart	Sample

TEKS Exp: **1.09A** Instructional Area: **Sequencing**

3	Story Grammar Chart	Sample
4	Boxes	Sample
5	Main Idea Web	Sample
6	5 Ws Chart	Sample
7	Summary Web	Sample
8	Book Summary	Sample
9	Brace Map	Sample
10	Bubble Map	Sample
14	Clock	Sample
18	Picture Summary	Sample
19	E-Chart	Sample
21	Flow Chart	Sample
22	Yard Gate	Sample
24	Ice Cream Cone	Sample
26	Ladder	Sample
32	Problem-Solution Chart	Sample
33	Deli Sandwich Chart	Sample
35	Sequence Chart	Sample

36	Spider Map	Sample
38	Story Board	Sample
39	Story Map 1	Sample
41	BME Map	Sample
42	Summary Chart	Sample
55	Narrative Summary	Sample
56	Main Idea Chart	Sample

TEKS Exp: **1.09F19D** Instructional Area: **Inferences**

53	Inferences and Generalizations	Sample
----	--	------------------------

LION Literacy Level:LLL100 NF

TEKS Exp: **1.14B** Instructional Area: **Fact v Opinion**

5	Main Idea Web	Sample
9	Brace Map	Sample
10	Bubble Map	Sample
14	Clock	Sample
19	E-Chart	Sample
21	Flow Chart	Sample
22	Yard Gate	Sample
23	Goals Web	Sample
26	Ladder	Sample
27	Mountain Idea Map	Sample
36	Spider Map	Sample

TEKS Exp: **1.14B** Instructional Area: **Recalling Details**

5	Main Idea Web	Sample
9	Brace Map	Sample
10	Bubble Map	Sample
14	Clock	Sample
19	E-Chart	Sample
21	Flow Chart	Sample



LION Graphic Organizers Reference

22	<u>Yard Gate</u>	<u>Sample</u>
23	<u>Goals Web</u>	<u>Sample</u>
26	<u>Ladder</u>	<u>Sample</u>
27	<u>Mountain Idea Map</u>	<u>Sample</u>
36	<u>Spider Map</u>	<u>Sample</u>

TEKS Exp: **1.14D** Instructional Area: **Text Features**

5	<u>Main Idea Web</u>	<u>Sample</u>
9	<u>Brace Map</u>	<u>Sample</u>
10	<u>Bubble Map</u>	<u>Sample</u>
19	<u>E-Chart</u>	<u>Sample</u>

LION Literacy Level:LLL150 F

TEKS Exp: **1.09A** Instructional Area: **Problem/Solution**

3	<u>Story Grammar Chart</u>	<u>Sample</u>
4	<u>Boxes</u>	<u>Sample</u>
5	<u>Main Idea Web</u>	<u>Sample</u>
6	<u>5 Ws Chart</u>	<u>Sample</u>
7	<u>Summary Web</u>	<u>Sample</u>
8	<u>Book Summary</u>	<u>Sample</u>
9	<u>Brace Map</u>	<u>Sample</u>
10	<u>Bubble Map</u>	<u>Sample</u>
14	<u>Clock</u>	<u>Sample</u>
18	<u>Picture Summary</u>	<u>Sample</u>
19	<u>E-Chart</u>	<u>Sample</u>
21	<u>Flow Chart</u>	<u>Sample</u>
22	<u>Yard Gate</u>	<u>Sample</u>
24	<u>Ice Cream Cone</u>	<u>Sample</u>
26	<u>Ladder</u>	<u>Sample</u>
32	<u>Problem-Solution Chart</u>	<u>Sample</u>
33	<u>Deli Sandwich Chart</u>	<u>Sample</u>

35	<u>Sequence Chart</u>	<u>Sample</u>
36	<u>Spider Map</u>	<u>Sample</u>
38	<u>Story Board</u>	<u>Sample</u>
39	<u>Story Map 1</u>	<u>Sample</u>
41	<u>BME Map</u>	<u>Sample</u>
42	<u>Summary Chart</u>	<u>Sample</u>
55	<u>Narrative Summary</u>	<u>Sample</u>
56	<u>Main Idea Chart</u>	<u>Sample</u>

TEKS Exp: **1.09A** Instructional Area: **Sequencing**

3	<u>Story Grammar Chart</u>	<u>Sample</u>
4	<u>Boxes</u>	<u>Sample</u>
5	<u>Main Idea Web</u>	<u>Sample</u>
6	<u>5 Ws Chart</u>	<u>Sample</u>
7	<u>Summary Web</u>	<u>Sample</u>
8	<u>Book Summary</u>	<u>Sample</u>
9	<u>Brace Map</u>	<u>Sample</u>
10	<u>Bubble Map</u>	<u>Sample</u>
14	<u>Clock</u>	<u>Sample</u>
18	<u>Picture Summary</u>	<u>Sample</u>
19	<u>E-Chart</u>	<u>Sample</u>
21	<u>Flow Chart</u>	<u>Sample</u>
22	<u>Yard Gate</u>	<u>Sample</u>
24	<u>Ice Cream Cone</u>	<u>Sample</u>
26	<u>Ladder</u>	<u>Sample</u>
32	<u>Problem-Solution Chart</u>	<u>Sample</u>
33	<u>Deli Sandwich Chart</u>	<u>Sample</u>
35	<u>Sequence Chart</u>	<u>Sample</u>
36	<u>Spider Map</u>	<u>Sample</u>
38	<u>Story Board</u>	<u>Sample</u>
39	<u>Story Map 1</u>	<u>Sample</u>



LION Graphic Organizers Reference

41	BME Map	Sample
42	Summary Chart	Sample
55	Narrative Summary	Sample
56	Main Idea Chart	Sample

TEKS Exp: **1.09F19D** Instructional Area: **Inferences**

53	Inferences and Generalizations	Sample
----	--	------------------------

LION Literacy Level:LLL150 NF

TEKS Exp: **1.14B** Instructional Area: **Recalling Details**

5	Main Idea Web	Sample
9	Brace Map	Sample
10	Bubble Map	Sample
14	Clock	Sample
19	E-Chart	Sample
21	Flow Chart	Sample
22	Yard Gate	Sample
23	Goals Web	Sample
26	Ladder	Sample
27	Mountain Idea Map	Sample
36	Spider Map	Sample

LION Literacy Level:LLL200 F

TEKS Exp: **2.09F19D** Instructional Area: **Inferences**

53	Inferences and Generalizations	Sample
----	--	------------------------

TEKS Exp: **2.09F19E** Instructional Area: **Summarization**

3	Story Grammar Chart	Sample
4	Boxes	Sample
5	Main Idea Web	Sample
6	5 Ws Chart	Sample
7	Summary Web	Sample

8	Book Summary	Sample
9	Brace Map	Sample
10	Bubble Map	Sample
14	Clock	Sample
18	Picture Summary	Sample
19	E-Chart	Sample
21	Flow Chart	Sample
22	Yard Gate	Sample
24	Ice Cream Cone	Sample
26	Ladder	Sample
32	Problem-Solution Chart	Sample
33	Deli Sandwich Chart	Sample
35	Sequence Chart	Sample
36	Spider Map	Sample
38	Story Board	Sample
39	Story Map 1	Sample
41	BME Map	Sample
42	Summary Chart	Sample
55	Narrative Summary	Sample
56	Main Idea Chart	Sample

LION Literacy Level:LLL200 NF

TEKS Exp: **2.14B** Instructional Area: **Details and Facts**

5	Main Idea Web	Sample
9	Brace Map	Sample
10	Bubble Map	Sample
14	Clock	Sample
19	E-Chart	Sample
21	Flow Chart	Sample
22	Yard Gate	Sample



LION Graphic Organizers Reference

23	Goals Web	Sample
26	Ladder	Sample
27	Mountain Idea Map	Sample
36	Spider Map	Sample

TEKS Exp: 2.14D Instructional Area: **Details and Facts**

5	Main Idea Web	Sample
9	Brace Map	Sample
10	Bubble Map	Sample
19	E-Chart	Sample

LION Literacy Level:LLL250 F

TEKS Exp: 2.09F19D Instructional Area: **Inferences**

53	Inferences and Generalizations	Sample
----	--	------------------------

TEKS Exp: 2.09F19E Instructional Area: **Summarization**

3	Story Grammar Chart	Sample
4	Boxes	Sample
5	Main Idea Web	Sample
6	5 Ws Chart	Sample
7	Summary Web	Sample
8	Book Summary	Sample
9	Brace Map	Sample
10	Bubble Map	Sample
14	Clock	Sample
18	Picture Summary	Sample
19	E-Chart	Sample
21	Flow Chart	Sample
22	Yard Gate	Sample
24	Ice Cream Cone	Sample
26	Ladder	Sample
32	Problem-Solution Chart	Sample

33	Deli Sandwich Chart	Sample
35	Sequence Chart	Sample
36	Spider Map	Sample
38	Story Board	Sample
39	Story Map 1	Sample
41	BME Map	Sample
42	Summary Chart	Sample
55	Narrative Summary	Sample
56	Main Idea Chart	Sample

LION Literacy Level:LLL250 NF

TEKS Exp: 2.14B Instructional Area: **Details and Facts**

5	Main Idea Web	Sample
9	Brace Map	Sample
10	Bubble Map	Sample
14	Clock	Sample
19	E-Chart	Sample
21	Flow Chart	Sample
22	Yard Gate	Sample
23	Goals Web	Sample
26	Ladder	Sample
27	Mountain Idea Map	Sample
36	Spider Map	Sample

TEKS Exp: 2.14D Instructional Area: **Text Features**

5	Main Idea Web	Sample
9	Brace Map	Sample
10	Bubble Map	Sample
19	E-Chart	Sample

LION Literacy Level:LLL300 F



LION Graphic Organizers Reference

TEKS Exp: **3.08A** Instructional Area: **Sequencing**

3	<u>Story Grammar Chart</u>	<u>Sample</u>
4	<u>Boxes</u>	<u>Sample</u>
5	<u>Main Idea Web</u>	<u>Sample</u>
6	<u>5 Ws Chart</u>	<u>Sample</u>
7	<u>Summary Web</u>	<u>Sample</u>
8	<u>Book Summary</u>	<u>Sample</u>
9	<u>Brace Map</u>	<u>Sample</u>
10	<u>Bubble Map</u>	<u>Sample</u>
14	<u>Clock</u>	<u>Sample</u>
18	<u>Picture Summary</u>	<u>Sample</u>
19	<u>E-Chart</u>	<u>Sample</u>
21	<u>Flow Chart</u>	<u>Sample</u>
22	<u>Yard Gate</u>	<u>Sample</u>
24	<u>Ice Cream Cone</u>	<u>Sample</u>
26	<u>Ladder</u>	<u>Sample</u>
32	<u>Problem-Solution Chart</u>	<u>Sample</u>
33	<u>Deli Sandwich Chart</u>	<u>Sample</u>
35	<u>Sequence Chart</u>	<u>Sample</u>
36	<u>Spider Map</u>	<u>Sample</u>
38	<u>Story Board</u>	<u>Sample</u>
39	<u>Story Map 1</u>	<u>Sample</u>
41	<u>BME Map</u>	<u>Sample</u>
42	<u>Summary Chart</u>	<u>Sample</u>
55	<u>Narrative Summary</u>	<u>Sample</u>
56	<u>Main Idea Chart</u>	<u>Sample</u>

TEKS Exp: **3.08F19D** Instructional Area: **Inferences**

53	<u>Inferences and Generalizations</u>	<u>Sample</u>
----	---	-------------------------------

LION Literacy Level:LLL300 NF

TEKS Exp: **3.13A** Instructional Area: **Summarization**

5	<u>Main Idea Web</u>	<u>Sample</u>
9	<u>Brace Map</u>	<u>Sample</u>
10	<u>Bubble Map</u>	<u>Sample</u>
14	<u>Clock</u>	<u>Sample</u>
19	<u>E-Chart</u>	<u>Sample</u>
21	<u>Flow Chart</u>	<u>Sample</u>
22	<u>Yard Gate</u>	<u>Sample</u>
23	<u>Goals Web</u>	<u>Sample</u>
26	<u>Ladder</u>	<u>Sample</u>
27	<u>Mountain Idea Map</u>	<u>Sample</u>
36	<u>Spider Map</u>	<u>Sample</u>

TEKS Exp: **3.13D** Instructional Area: **Text Features**

5	<u>Main Idea Web</u>	<u>Sample</u>
9	<u>Brace Map</u>	<u>Sample</u>
10	<u>Bubble Map</u>	<u>Sample</u>
19	<u>E-Chart</u>	<u>Sample</u>

LION Literacy Level:LLL350 F

TEKS Exp: **3.08A** Instructional Area: **Sequencing**

3	<u>Story Grammar Chart</u>	<u>Sample</u>
4	<u>Boxes</u>	<u>Sample</u>
5	<u>Main Idea Web</u>	<u>Sample</u>
6	<u>5 Ws Chart</u>	<u>Sample</u>
7	<u>Summary Web</u>	<u>Sample</u>
8	<u>Book Summary</u>	<u>Sample</u>
9	<u>Brace Map</u>	<u>Sample</u>
10	<u>Bubble Map</u>	<u>Sample</u>
14	<u>Clock</u>	<u>Sample</u>
18	<u>Picture Summary</u>	<u>Sample</u>



LION Graphic Organizers Reference

19	E-Chart	Sample
21	Flow Chart	Sample
22	Yard Gate	Sample
24	Ice Cream Cone	Sample
26	Ladder	Sample
32	Problem-Solution Chart	Sample
33	Deli Sandwich Chart	Sample
35	Sequence Chart	Sample
36	Spider Map	Sample
38	Story Board	Sample
39	Story Map 1	Sample
41	BME Map	Sample
42	Summary Chart	Sample
55	Narrative Summary	Sample
56	Main Idea Chart	Sample

TEKS Exp: **3.08A** Instructional Area: **Summarization**

3	Story Grammar Chart	Sample
4	Boxes	Sample
5	Main Idea Web	Sample
6	5 Ws Chart	Sample
7	Summary Web	Sample
8	Book Summary	Sample
9	Brace Map	Sample
10	Bubble Map	Sample
14	Clock	Sample
18	Picture Summary	Sample
19	E-Chart	Sample
21	Flow Chart	Sample
22	Yard Gate	Sample
24	Ice Cream Cone	Sample

26	Ladder	Sample
32	Problem-Solution Chart	Sample
33	Deli Sandwich Chart	Sample
35	Sequence Chart	Sample
36	Spider Map	Sample
38	Story Board	Sample
39	Story Map 1	Sample
41	BME Map	Sample
42	Summary Chart	Sample
55	Narrative Summary	Sample
56	Main Idea Chart	Sample

TEKS Exp: **3.08F19D** Instructional Area: **Inferences**

53	Inferences and Generalizations	Sample
----	--	------------------------

LION Literacy Level: LLL350 NF

TEKS Exp: **3.13A** Instructional Area: **Recalling Details**

5	Main Idea Web	Sample
9	Brace Map	Sample
10	Bubble Map	Sample
14	Clock	Sample
19	E-Chart	Sample
21	Flow Chart	Sample
22	Yard Gate	Sample
23	Goals Web	Sample
26	Ladder	Sample
27	Mountain Idea Map	Sample
36	Spider Map	Sample

TEKS Exp: **3.13D** Instructional Area: **Text Features**

5	Main Idea Web	Sample
9	Brace Map	Sample



LION Graphic Organizers Reference

10	Bubble Map	Sample
19	E-Chart	Sample

LION Literacy Level:LLL400 F

TEKS Exp: **4.06A** Instructional Area: **Sequencing**

3	Story Grammar Chart	Sample
4	Boxes	Sample
5	Main Idea Web	Sample
6	5 Ws Chart	Sample
7	Summary Web	Sample
8	Book Summary	Sample
9	Brace Map	Sample
10	Bubble Map	Sample
14	Clock	Sample
18	Picture Summary	Sample
19	E-Chart	Sample
21	Flow Chart	Sample
22	Yard Gate	Sample
24	Ice Cream Cone	Sample
26	Ladder	Sample
32	Problem-Solution Chart	Sample
33	Deli Sandwich Chart	Sample
35	Sequence Chart	Sample
36	Spider Map	Sample
38	Story Board	Sample
39	Story Map 1	Sample
41	BME Map	Sample
42	Summary Chart	Sample
55	Narrative Summary	Sample
56	Main Idea Chart	Sample

TEKS Exp: **4.06F19D** Instructional Area: **Inferences**

53	Inferences and Generalizations	Sample
----	--	------------------------

LION Literacy Level:LLL400 NF

TEKS Exp: **4.11D** Instructional Area: **Text Features**

5	Main Idea Web	Sample
9	Brace Map	Sample
10	Bubble Map	Sample
19	E-Chart	Sample

LION Literacy Level:LLL450 F

TEKS Exp: **4.06A** Instructional Area: **Sequencing**

3	Story Grammar Chart	Sample
4	Boxes	Sample
5	Main Idea Web	Sample
6	5 Ws Chart	Sample
7	Summary Web	Sample
8	Book Summary	Sample
9	Brace Map	Sample
10	Bubble Map	Sample
14	Clock	Sample
18	Picture Summary	Sample
19	E-Chart	Sample
21	Flow Chart	Sample
22	Yard Gate	Sample
24	Ice Cream Cone	Sample
26	Ladder	Sample
32	Problem-Solution Chart	Sample
33	Deli Sandwich Chart	Sample
35	Sequence Chart	Sample



LION Graphic Organizers Reference

36	Spider Map	Sample
38	Story Board	Sample
39	Story Map 1	Sample
41	BME Map	Sample
42	Summary Chart	Sample
55	Narrative Summary	Sample
56	Main Idea Chart	Sample

TEKS Exp: **4.06F19D** Instructional Area: **Inferences**

53	Inferences and Generalizations	Sample
----	--	------------------------

LION Literacy Level:LLL450 NF

TEKS Exp: **4.11D** Instructional Area: **Text Features**

5	Main Idea Web	Sample
9	Brace Map	Sample
10	Bubble Map	Sample
19	E-Chart	Sample

LION Literacy Level:LLL500 F

TEKS Exp: **5.06A** Instructional Area: **Summarization**

3	Story Grammar Chart	Sample
4	Boxes	Sample
5	Main Idea Web	Sample
6	5 Ws Chart	Sample
7	Summary Web	Sample
8	Book Summary	Sample
9	Brace Map	Sample
10	Bubble Map	Sample
14	Clock	Sample
18	Picture Summary	Sample
19	E-Chart	Sample

21	Flow Chart	Sample
22	Yard Gate	Sample
24	Ice Cream Cone	Sample
26	Ladder	Sample
32	Problem-Solution Chart	Sample
33	Deli Sandwich Chart	Sample
35	Sequence Chart	Sample
36	Spider Map	Sample
38	Story Board	Sample
39	Story Map 1	Sample
41	BME Map	Sample
42	Summary Chart	Sample
55	Narrative Summary	Sample
56	Main Idea Chart	Sample

TEKS Exp: **5.06F19D** Instructional Area: **Inferences**

53	Inferences and Generalizations	Sample
----	--	------------------------

LION Literacy Level:LLL500 NF

TEKS Exp: **5.11B** Instructional Area: **Fact v Opinion**

5	Main Idea Web	Sample
9	Brace Map	Sample
10	Bubble Map	Sample
14	Clock	Sample
19	E-Chart	Sample
21	Flow Chart	Sample
22	Yard Gate	Sample
23	Goals Web	Sample
26	Ladder	Sample
27	Mountain Idea Map	Sample
36	Spider Map	Sample



LION Graphic Organizers Reference

TEKS Exp: **5.11D** Instructional Area: **Text Features**

5	<u>Main Idea Web</u>	<u>Sample</u>
9	<u>Brace Map</u>	<u>Sample</u>
10	<u>Bubble Map</u>	<u>Sample</u>
19	<u>E-Chart</u>	<u>Sample</u>

LION Literacy Level:LLL550 F

TEKS Exp: **5.06A** Instructional Area: **Summarization**

3	<u>Story Grammar Chart</u>	<u>Sample</u>
4	<u>Boxes</u>	<u>Sample</u>
5	<u>Main Idea Web</u>	<u>Sample</u>
6	<u>5 Ws Chart</u>	<u>Sample</u>
7	<u>Summary Web</u>	<u>Sample</u>
8	<u>Book Summary</u>	<u>Sample</u>
9	<u>Brace Map</u>	<u>Sample</u>
10	<u>Bubble Map</u>	<u>Sample</u>
14	<u>Clock</u>	<u>Sample</u>
18	<u>Picture Summary</u>	<u>Sample</u>
19	<u>E-Chart</u>	<u>Sample</u>
21	<u>Flow Chart</u>	<u>Sample</u>
22	<u>Yard Gate</u>	<u>Sample</u>
24	<u>Ice Cream Cone</u>	<u>Sample</u>
26	<u>Ladder</u>	<u>Sample</u>
32	<u>Problem-Solution Chart</u>	<u>Sample</u>
33	<u>Deli Sandwich Chart</u>	<u>Sample</u>
35	<u>Sequence Chart</u>	<u>Sample</u>
36	<u>Spider Map</u>	<u>Sample</u>
38	<u>Story Board</u>	<u>Sample</u>
39	<u>Story Map 1</u>	<u>Sample</u>
41	<u>BME Map</u>	<u>Sample</u>

42 [Summary Chart](#) [Sample](#)

55 [Narrative Summary](#) [Sample](#)

56 [Main Idea Chart](#) [Sample](#)

TEKS Exp: **5.06F19D** Instructional Area: **Inferences**

53 [Inferences and Generalizations](#) [Sample](#)

LION Literacy Level:LLL550 NF

TEKS Exp: **5.11B** Instructional Area: **Fact v Opinion**

5	<u>Main Idea Web</u>	<u>Sample</u>
9	<u>Brace Map</u>	<u>Sample</u>
10	<u>Bubble Map</u>	<u>Sample</u>
14	<u>Clock</u>	<u>Sample</u>
19	<u>E-Chart</u>	<u>Sample</u>
21	<u>Flow Chart</u>	<u>Sample</u>
22	<u>Yard Gate</u>	<u>Sample</u>
23	<u>Goals Web</u>	<u>Sample</u>
26	<u>Ladder</u>	<u>Sample</u>
27	<u>Mountain Idea Map</u>	<u>Sample</u>
36	<u>Spider Map</u>	<u>Sample</u>

TEKS Exp: **5.11D** Instructional Area: **Text Features**

5	<u>Main Idea Web</u>	<u>Sample</u>
9	<u>Brace Map</u>	<u>Sample</u>
10	<u>Bubble Map</u>	<u>Sample</u>
19	<u>E-Chart</u>	<u>Sample</u>

LION Literacy Level:LLL600 F

TEKS Exp: **6.06A** Instructional Area: **Summarization**

3	<u>Story Grammar Chart</u>	<u>Sample</u>
4	<u>Boxes</u>	<u>Sample</u>
5	<u>Main Idea Web</u>	<u>Sample</u>



LION Graphic Organizers Reference

6	<u>5 Ws Chart</u>	<u>Sample</u>
7	<u>Summary Web</u>	<u>Sample</u>
8	<u>Book Summary</u>	<u>Sample</u>
9	<u>Brace Map</u>	<u>Sample</u>
10	<u>Bubble Map</u>	<u>Sample</u>
14	<u>Clock</u>	<u>Sample</u>
18	<u>Picture Summary</u>	<u>Sample</u>
19	<u>E-Chart</u>	<u>Sample</u>
21	<u>Flow Chart</u>	<u>Sample</u>
22	<u>Yard Gate</u>	<u>Sample</u>
24	<u>Ice Cream Cone</u>	<u>Sample</u>
26	<u>Ladder</u>	<u>Sample</u>
32	<u>Problem-Solution Chart</u>	<u>Sample</u>
33	<u>Deli Sandwich Chart</u>	<u>Sample</u>
35	<u>Sequence Chart</u>	<u>Sample</u>
36	<u>Spider Map</u>	<u>Sample</u>
38	<u>Story Board</u>	<u>Sample</u>
39	<u>Story Map 1</u>	<u>Sample</u>
41	<u>BME Map</u>	<u>Sample</u>
42	<u>Summary Chart</u>	<u>Sample</u>
55	<u>Narrative Summary</u>	<u>Sample</u>
56	<u>Main Idea Chart</u>	<u>Sample</u>

TEKS Exp: 6.06F19D Instructional Area: **Inferences**

53	<u>Inferences and Generalizations</u>	<u>Sample</u>
----	---	-------------------------------

LION Literacy Level:LLL650 F

TEKS Exp: 6.06A Instructional Area: **Summarization**

3	<u>Story Grammar Chart</u>	<u>Sample</u>
4	<u>Boxes</u>	<u>Sample</u>
5	<u>Main Idea Web</u>	<u>Sample</u>

6	<u>5 Ws Chart</u>	<u>Sample</u>
7	<u>Summary Web</u>	<u>Sample</u>
8	<u>Book Summary</u>	<u>Sample</u>
9	<u>Brace Map</u>	<u>Sample</u>
10	<u>Bubble Map</u>	<u>Sample</u>
14	<u>Clock</u>	<u>Sample</u>
18	<u>Picture Summary</u>	<u>Sample</u>
19	<u>E-Chart</u>	<u>Sample</u>
21	<u>Flow Chart</u>	<u>Sample</u>
22	<u>Yard Gate</u>	<u>Sample</u>
24	<u>Ice Cream Cone</u>	<u>Sample</u>
26	<u>Ladder</u>	<u>Sample</u>
32	<u>Problem-Solution Chart</u>	<u>Sample</u>
33	<u>Deli Sandwich Chart</u>	<u>Sample</u>
35	<u>Sequence Chart</u>	<u>Sample</u>
36	<u>Spider Map</u>	<u>Sample</u>
38	<u>Story Board</u>	<u>Sample</u>
39	<u>Story Map 1</u>	<u>Sample</u>
41	<u>BME Map</u>	<u>Sample</u>
42	<u>Summary Chart</u>	<u>Sample</u>
55	<u>Narrative Summary</u>	<u>Sample</u>
56	<u>Main Idea Chart</u>	<u>Sample</u>

TEKS Exp: 6.06F19D Instructional Area: **Inferences**

53	<u>Inferences and Generalizations</u>	<u>Sample</u>
----	---	-------------------------------

LION Literacy Level:LLL700 F

TEKS Exp: 7.06B Instructional Area: **Characters**

3	<u>Story Grammar Chart</u>	<u>Sample</u>
4	<u>Boxes</u>	<u>Sample</u>
5	<u>Main Idea Web</u>	<u>Sample</u>



LION Graphic Organizers Reference

6	<u>5 Ws Chart</u>	<u>Sample</u>
7	<u>Summary Web</u>	<u>Sample</u>
8	<u>Book Summary</u>	<u>Sample</u>
9	<u>Brace Map</u>	<u>Sample</u>
10	<u>Bubble Map</u>	<u>Sample</u>
14	<u>Clock</u>	<u>Sample</u>
18	<u>Picture Summary</u>	<u>Sample</u>
19	<u>E-Chart</u>	<u>Sample</u>
21	<u>Flow Chart</u>	<u>Sample</u>
22	<u>Yard Gate</u>	<u>Sample</u>
24	<u>Ice Cream Cone</u>	<u>Sample</u>
26	<u>Ladder</u>	<u>Sample</u>
32	<u>Problem-Solution Chart</u>	<u>Sample</u>
33	<u>Deli Sandwich Chart</u>	<u>Sample</u>
35	<u>Sequence Chart</u>	<u>Sample</u>
36	<u>Spider Map</u>	<u>Sample</u>
38	<u>Story Board</u>	<u>Sample</u>
39	<u>Story Map 1</u>	<u>Sample</u>
41	<u>BME Map</u>	<u>Sample</u>
42	<u>Summary Chart</u>	<u>Sample</u>
55	<u>Narrative Summary</u>	<u>Sample</u>
56	<u>Main Idea Chart</u>	<u>Sample</u>

TEKS Exp: 7.06F19D Instructional Area: **Inferences**

53	<u>Inferences and Generalizations</u>	<u>Sample</u>
----	---	-------------------------------

LION Literacy Level:LLL750 F

TEKS Exp: 7.06B Instructional Area: **Characters**

3	<u>Story Grammar Chart</u>	<u>Sample</u>
4	<u>Boxes</u>	<u>Sample</u>
5	<u>Main Idea Web</u>	<u>Sample</u>

6	<u>5 Ws Chart</u>	<u>Sample</u>
7	<u>Summary Web</u>	<u>Sample</u>
8	<u>Book Summary</u>	<u>Sample</u>
9	<u>Brace Map</u>	<u>Sample</u>
10	<u>Bubble Map</u>	<u>Sample</u>
14	<u>Clock</u>	<u>Sample</u>
18	<u>Picture Summary</u>	<u>Sample</u>
19	<u>E-Chart</u>	<u>Sample</u>
21	<u>Flow Chart</u>	<u>Sample</u>
22	<u>Yard Gate</u>	<u>Sample</u>
24	<u>Ice Cream Cone</u>	<u>Sample</u>
26	<u>Ladder</u>	<u>Sample</u>
32	<u>Problem-Solution Chart</u>	<u>Sample</u>
33	<u>Deli Sandwich Chart</u>	<u>Sample</u>
35	<u>Sequence Chart</u>	<u>Sample</u>
36	<u>Spider Map</u>	<u>Sample</u>
38	<u>Story Board</u>	<u>Sample</u>
39	<u>Story Map 1</u>	<u>Sample</u>
41	<u>BME Map</u>	<u>Sample</u>
42	<u>Summary Chart</u>	<u>Sample</u>
55	<u>Narrative Summary</u>	<u>Sample</u>
56	<u>Main Idea Chart</u>	<u>Sample</u>

TEKS Exp: 7.06F19D Instructional Area: **Inferences**

53	<u>Inferences and Generalizations</u>	<u>Sample</u>
----	---	-------------------------------

LION Literacy Level:LLL800 F

TEKS Exp: 8.06B Instructional Area: **Inferences**

3	<u>Story Grammar Chart</u>	<u>Sample</u>
4	<u>Boxes</u>	<u>Sample</u>
5	<u>Main Idea Web</u>	<u>Sample</u>



LION Graphic Organizers Reference

6	<u>5 Ws Chart</u>	<u>Sample</u>
7	<u>Summary Web</u>	<u>Sample</u>
8	<u>Book Summary</u>	<u>Sample</u>
9	<u>Brace Map</u>	<u>Sample</u>
10	<u>Bubble Map</u>	<u>Sample</u>
14	<u>Clock</u>	<u>Sample</u>
18	<u>Picture Summary</u>	<u>Sample</u>
19	<u>E-Chart</u>	<u>Sample</u>
21	<u>Flow Chart</u>	<u>Sample</u>
22	<u>Yard Gate</u>	<u>Sample</u>
24	<u>Ice Cream Cone</u>	<u>Sample</u>
26	<u>Ladder</u>	<u>Sample</u>
32	<u>Problem-Solution Chart</u>	<u>Sample</u>
33	<u>Deli Sandwich Chart</u>	<u>Sample</u>
35	<u>Sequence Chart</u>	<u>Sample</u>
36	<u>Spider Map</u>	<u>Sample</u>
38	<u>Story Board</u>	<u>Sample</u>
39	<u>Story Map 1</u>	<u>Sample</u>
41	<u>BME Map</u>	<u>Sample</u>
42	<u>Summary Chart</u>	<u>Sample</u>
55	<u>Narrative Summary</u>	<u>Sample</u>
56	<u>Main Idea Chart</u>	<u>Sample</u>

TEKS Exp: 8.06F19D Instructional Area: **Inferences**

53	<u>Inferences and Generalizations</u>	<u>Sample</u>
----	---	-------------------------------

LION Literacy Level:LLL850 F

TEKS Exp: 8.06B Instructional Area: **Characters**

3	<u>Story Grammar Chart</u>	<u>Sample</u>
4	<u>Boxes</u>	<u>Sample</u>
5	<u>Main Idea Web</u>	<u>Sample</u>

6	<u>5 Ws Chart</u>	<u>Sample</u>
7	<u>Summary Web</u>	<u>Sample</u>
8	<u>Book Summary</u>	<u>Sample</u>
9	<u>Brace Map</u>	<u>Sample</u>
10	<u>Bubble Map</u>	<u>Sample</u>
14	<u>Clock</u>	<u>Sample</u>
18	<u>Picture Summary</u>	<u>Sample</u>
19	<u>E-Chart</u>	<u>Sample</u>
21	<u>Flow Chart</u>	<u>Sample</u>
22	<u>Yard Gate</u>	<u>Sample</u>
24	<u>Ice Cream Cone</u>	<u>Sample</u>
26	<u>Ladder</u>	<u>Sample</u>
32	<u>Problem-Solution Chart</u>	<u>Sample</u>
33	<u>Deli Sandwich Chart</u>	<u>Sample</u>
35	<u>Sequence Chart</u>	<u>Sample</u>
36	<u>Spider Map</u>	<u>Sample</u>
38	<u>Story Board</u>	<u>Sample</u>
39	<u>Story Map 1</u>	<u>Sample</u>
41	<u>BME Map</u>	<u>Sample</u>
42	<u>Summary Chart</u>	<u>Sample</u>
55	<u>Narrative Summary</u>	<u>Sample</u>
56	<u>Main Idea Chart</u>	<u>Sample</u>

TEKS Exp: 8.06F19D Instructional Area: **Inferences**

53	<u>Inferences and Generalizations</u>	<u>Sample</u>
----	---	-------------------------------